

## **Historic, Archive Document**

**Do not assume content reflects current scientific knowledge, policies, or practices.**



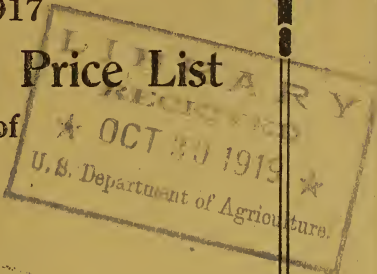
62.83

978

1917

# Wholesale Price List

of






# SEED

THAT

# SUCCEED



## Mel. L. WEBSTER CO.

Independence, Iowa : Waco, Texas

---

---

## TERMS

**For Dealers Only.**—The prices quoted in this list are strictly Wholesale Prices and are for dealers who buy to sell again. The line of goods we put up and the varieties of seed we quote are those which are the most staple with the store trade.

**Important.**—Please read this and avoid a misunderstanding. All bills are due and payable 60 days from the time of shipment you specify on your order. Owing to the size of our business it is impossible to ship orders on the particular date specified, therefore, we must ship some orders earlier, but we give you the advantage of the full dating. Accounts not paid at maturity are subject to sight draft without notice.

**Discount.**—A 2 per cent discount will be allowed for cash if paid within 10 days from date of invoice; 1 per cent in 30 days. Absolutely net cash in 60 days.

**Field Seeds.**—Grass Seeds of all kinds, Clovers, Field Corn, Field Peas, Dwarf Essex Rape, are net cash, no discount.

**Bags and Boxes.**—No charge made for Ordinary Cases for package seeds. Bags, Boxes, Barrels and Baskets used for packing loose bulk seed and field seed will be charged at cost; but we will try to pack all goods so that this necessary package charge will be as little of a hardship on our customers as possible, and will allow credit on muslin bags if returned in good shape, free of express or freight charges. The two-bushel Seamless Bags are a staple article and can be disposed of at a profit over our price to you.

**Orders by Mail.**—We especially solicit any business you may have to place by mail. For the most of the trade who receive this list there will be no place from which supplies can be secured in less time than they can if ordered of us, and the matter of time is a very important thing during the seed-selling season.

**Parcel Post and Express.**—Seeds may be sent by either parcel post or express. Parcel post is cheaper anywhere in the 1st, 2nd or 3rd zones in packages up to and including 20 pounds. IN TEXAS there is a special express rate that is cheaper than parcel post anywhere in the 2nd and 3rd zones. Where no shipping instructions are given we will send packages the cheapest way. When goods are ordered by parcel post they are sent at purchaser's risk; but we will insure packages at a nominal rate if so instructed by purchaser.

---

---

# Our NEW Display Case



The Best and Most Practical on the Market

The above is an illustration of our new DISPLAY CASE. It is made of oak, beautifully finished, and is absolutely the handsomest, handiest and most convenient case of the kind on the market. Our old display case was a good one, but had one objection, our customers complained that though it displayed the seeds in good shape, it was a hard matter to get at the packets, as only the edge of the top one in each compartment was exposed. We have done away with this difficulty by setting each tier of compartments on hinges so that they automatically drop forward a little when the case is set upright, thus exposing not only the face of the first packet in the compartment, but the top of other packet as well.

We do not ask you to buy this case; neither can we give it to you gratis. Our plan is to put it on your seed bill at one dollar and give you the privilege of returning it, if in good condition, for a refund of your money at any time you wish to discontinue its use. This dollar covers but a part of the cost to us, and it will be the best dollar you ever invested in the seed business, even though you never return the case for a refund. This case ought to substantially increase the sale of MONAGRAM PACKETS, your best paying line. It is handy and it will save you on your freight bills, for we can then ship your goods in light and strong corrugated boxes for which we make no charge.

## MAMMOTH PACKETS

This is the packet that created such a stir among the seed trade about eighteen years ago when we put it on the market. At that time it contained double the quantity of seed then put in the small, old fashioned packet and in spite of imitators is still the largest on the market. Seedsmen who were forced to copy us to hold their trade have since tried to outdo us by getting out a costly 8-color packet. We decline to follow suit. We can accomplish as good results with four colors and at much less expense. We prefer to put the value in the packet—not on it, to maintain the same high quality of our seeds and put more seed in the packet. In other words, we are selling seed—not pictures. And our customers tell us they like our packet better. As one customer wrote us not long ago, “Webster’s Packets have such a big, clean, business-like appearance. One feels the power behind the picture—the latent strength of the seed waiting for a chance to spring to life.”

## MAMMOTH FLOWER PACKETS

Our beautiful, double quantity Flower Seed Packets are a source of pride to us. We pack them in attractive boxes of two sizes, 50 or 100 packets to the box. Our flower seed comes to us from the most famous European growers. There is no better at any price.

## CARTONS

Our bulk cartons are especially adapted to the merchant who has neither the facilities nor the space for handling in bulk the heavier seed such as Peas, Beans, Corn and Turnip. These cartons do away with a great deal of the trouble and muss consequent to a bulk seed business and enables a retailer to give his customer, in an attractive, sealed package, as liberal a quantity for the money. We put up Peas, Beans, Corn, Turnip, Watermelon, Tomato and Cabbage in a carton and Turnip, Sweet Peas and Nasturtiums in a large sized flat packet containing about an ounce. See prices below.

## THREE POINTS TO REMEMBER

The merchant who sells WEBSTER’S MAMMOTH PACKETS has a three-fold advantage:

1st. He is selling absolutely the best seed that experience can produce and money can buy. We spare no expense to have our stocks absolutely right.

2nd. He not only is giving his customers good seed, but a larger quantity for the money.

3rd. He is making 233 per cent profit.

## LAWN GRASS

In response to the demand of our trade for a lawn grass carton, we have placed on the market a package that is up to the standard of excellence of the other Webster products. In preparing this lawn grass mixture we have had in mind only the merchant who wants the best, and we have used in consequence only the finest Blue Grass, Red Top, Clover and Meadow Fesque. The Package contains a pound of seed and retails for twenty-five or thirty cents. Our price to the trade is two dollars the dozen.

## BIRD SEED

**Webster's High Grade Bird Seed.**—This package contains one-half pound of mixed seeds in just the right varieties and proportion to constitute an appetizing and healthful bird food. This package is peculiar, from the fact that it is the only "Nickel" package of "High-Grade" Bird Seed on the market and it is the only package containing granulated shell, so prepared as to supply both grit and carbonate of lime, which are needed for the health of the bird.

## DEPARTMENT STORES

To meet the demand of certain Department Stores for a small packet to be sold for less than a nickel, we got out what we call our Department Store Line. These packets are printed with the customer's name and address instead of with our own; they contain a fair quantity of seed, best quality. Orders for this packet must be received before December 1st if wanted for spring and are not sold in quantities less than 1,000 packets. If interested, write for prices and samples.

## OUR PRICES

	Per 100
Mammoth Flat Vegetable Packets.....	\$1.50
Mammoth Flat Flower Packets.....	2.00
	Per Doz.
Peas and Beans, bluk cartons.....	\$ .70
Corn, bluk cartons.....	.40
Watermelon, ¼-lb. cartons.....	1.00
Tomato, ¼-lb. cartons .....	3.00
Cabbage, ½-lb. cartons.....	6.00
Turnip and Rutabaga, ¼-lb. cartons.....	.80
Turnip, 2-oz. flat packets.....	.50
Nasturtium, flat packets.....	.50
Sweet Peas, 1-oz. flat packets.....	.50
Grass Seed, High Grade Mixed, 1-lb. packages....	2.00
Grass Seed, High Grade Mixed, ½-lb. packages..	1.25

## OUTRIGHT vs COMMISSION PACKET SEEDS---WHICH?

We have done more than any other house in the country to further the outright sale of packet seed, claiming that it paid a merchant to buy his seed as he does any other commodity in his store. Fifteen years ago the average merchant laughed at the idea of buying his garden seed, but today they are nearly all in line: indeed it is hard to find a retailer doing much seed business who does not buy his seed outright.

He realizes that though he takes a little business chance, the same chance, if it may be so-called, that he takes on his general stock, yet his bigger profits doubly compensate him.

We question whether a man takes as much risk in buying his garden seed outright as he does his grocery stock, for under our selling plan, in order to protect him from loss and at the same time to protect our own reputation, we authorize our agent, when he calls, to destroy all 5c packets left on hand that are not suitable for sale the coming year and give credit for the value of seed destroyed on the next year's order, including the short-lived seeds and soiled packets, providing care has been taken to protect same from mice, flies and dirt after the seed season is over.

### 233 PER CENT PROFIT

Just stop a moment and let that soak in. 233% PROFIT—\$500.00 realized from every \$150.00 invested. How many commodities you sell pay that profit? Not many. And yet if you are one of the nine out of ten merchants you are neglecting a line that does pay that profit—neglecting it because you think it a penny business and because you have failed to realize its profits and possibilities.

I assume that you are selling WEBSTER'S PACKETS; but are you pushing them as you do your other paying lines or do you let them sell themselves? Do your clerks understand that you are making twice as much on each sale of WEBSTER'S MAMMOTH PACKETS as you do on a like sale from commission boxes? Or do they throw away half the profit by selling out of commission boxes because they happen to be nearer to them at the time?

Mr. Merchant, you don't need a pencil to figure that WEBSTER'S MAMMOTH PACKET SEED from a standpoint of PROFIT are the best thing you have in the store. Won't you give them the attention they deserve? **IT MEANS PROFITS TO YOU AND SATISFIED CUSTOMERS.** Here are some of the ways to do it:

First. See to it that WEBSTER'S MAMMOTH PACKET SEED have the best location in your store—see to it personally.

Second. Call the attention of your clerks to this matter of PROFITS and see that they push the line that pays the best.

Third. Confine yourself to WEBSTER'S MAMMOTH PACKET SEED. You don't need commission seeds. Give the room to something else.


Fourth. Get next to our plan for pushing seed sales. Remember, we help you sell the seed.



DIRECTIONS FOR CULTURE  
AND  
COMPLETE DESCRIPTIVE LIST  
OF  
GARDEN AND FLOWER SEED  
OFFERED BY  
**MEL. L. WEBSTER CO.**  
Independence, Iowa                      Waco, Texas

---

BEANS



IMPROVED GOLDEN WAX

CULTURE.—Beans all require a light rich, well drained, sandy loam; if manured it should have been cropped one year before planting to beans, for if fresh rank manure is used they are apt to go too much to vine. Beans are very sensitive to cold and should not be planted until after the ground has become light and warm. The largest yield will result from planting them in drills about two and one-half or three feet apart, and the plants two to four inches apart in the rows. The cultivation should be shallow and frequent, but never when vines are wet with dew or rain, as it will cause them to rust. Don't cultivate too deep for if the roots are disturbed in hot dry weather the plants are liable to wilt, causing the blossoms to fall off without producing pods. One pint of seed will plant about sixty feet of drill. For field culture about one bushel to the acre is required.

## BEANS, Continued

### DWARF---WAX PODDED

**Improved Rust-Proof Wax.**—This is a new strain of Golden Wax Bean and claimed to be absolutely rust-proof; pods are somewhat thicker than the old golden wax, and it is one of the earliest wax varieties.

**Improved Golden Wax.**—An improvement on the old golden wax, the pods are longer and the bean is not the same shape or color; is claimed to be more productive than the original.

**Golden Wax.**—Is the standard of excellence in a wax, snap bean; pods yellow, brittle and entirely stringless.

**Black or German Wax.**—This is deservedly a very popular variety, probably as well known to most of the trade as any other, often called "butter bean." It is second to none in quality. Beans are black when ripe.

**Pencil Pod Black Wax.**—An improvement on the above, has long, round, delicately shaped pods that are meaty, stringless, and of the finest quality.

**Currie's Rust-Proof Golden Wax.**—Is early, very hardy and nearly rust-proof. The pods are long golden yellow and are crisp, tender and fine eating—the seeds are black; this variety is extensively used.

**Wardwell's Kidney Wax.**—This is one of the earliest and most productive of all wax beans; a favorite with market gardeners; pods are long and showy, of rich golden color even at an early stage of their growth.

**Crystal Wax.**—Pods are a light transparent color, good flavor, stringless, seed small and white; a good family garden sort.

**Davis White Wax.**—This bean is adapted alike for the canner, market gardener, shipper or amateur. The dry bean is large, kidney shaped, and white in color, making it one of the best for cooking in a dry state. Pods are long, meaty, flat in shape, and of a beautiful yellow color and fair quality.

**Flageolet Wax.**—A large bush wax variety; seed large, purplish red; excellent as a snap bean, and in great favor as a dry shell bean.

### DWARF---GREEN PODDED

**Burpee's Stringless Green Pod.**—Claimed to be hardier and will stand frost better than other early kinds, and that it is entirely stringless. It makes a round podded snap, tender, and of excellent quality.

**Refugee, or 1,000 to 1.**—The standard late pickling variety, matures two weeks later than the extra early kinds; very valuable for pickling.

**Extra Early Refugee.**—Similar to the above; two weeks earlier.

**Improved Early Red Valentine.**—This is the best of all the Green Pod Beans; is earlier than any of the wax sorts and by many is considered of superior quality to them. The vine is more vigorous and hardy than the wax pods and will stand more cold; pods are of medium size and tender; beans are pink streaked with red.

**Early Yellow Six Weeks.**—Very early and productive, an old and reliable kind, is valuable both as a snap and shell bean, but we recommend it most for the latter.

## DWARF GREEN PODDED---Cont'd.

**Black Valentine.**—A comparatively new sort, is earlier than the Red Valentine. Very productive; round, straight, tender pods. Beans are almost black, but slightly mottled with dark brown.

**Dwarf Horticultural.**—This is without doubt one of the best dwarf varieties to use as a green-shelled bean. Beans are large, oval and covered with splashes of pink, when in proper condition for shelling green; are easily shelled, and in quality rivals the Lima.

**Prounc Tree.**—Is also for field culture; grows about a foot and a half high, of a branching habit, very productive. The bean resembles the ordinary navy in size.

**Dwarf White Kidney.**—A valuable sort for field culture, productive, hardy, and for a dry bean is unsurpassed for its cooking qualities. Bean white and kidney shaped as its name implies.

**Henderson's Dwarf Lima.**—This was considered a great acquisition until the time of the introduction of Burpee's Dwarf Lima, which it resembles in habit of growth. It is even more productive and of as good quality as any Lima Bean, but the bean is much smaller.

**Burpee's Dwarf Lima.**—This is a genuine Lima Bean and, as its name tells us, is dwarf, growing only eighteen to twenty inches high. In habit of growth it is stout and erect, yet so branching that one plant is often two to three feet in diameter. It is an immense yielder, often having from 100 to 200 pods on a single bush, all well filled with large beans that are identical with the well known Pole Lima in size, appearance and quality. By the introduction of this valuable novelty it has been made possible to grow the best Lima Beans at a small cost, no expense for poles being necessary.

## POLE BEANS

### CULTURE—

Pole Beans are still more sensitive to the cold than the dwarf varieties, and should not be planted until settled warm weather has come. Plant in rows running north and south; rows four feet apart and hills three feet apart in the row; set the poles leaning to the north, as the beans climb better than on a perpendicular pole and the pods falling away from the pole, grow straighter and are more easily gathered. Let about four good vines grow to the hill.

**Kentucky Wonder.**—A green-podded Pole Bean. Vine vigorous, climbing well and very productive, bearing its pods in large clusters; blossoms white; pods green, very long, often reaching nine or ten inches, nearly round when young and very crisp, becoming very irregular and spongy as the beans ripen. Dry beans long, oval, dun colored. An early and very prolific sort, with showy pods.

**White Dutch Case Knife.**—This is a good climber, but on account of its not twining so tightly as some is valuable to plant with corn. Beans large, flat, kidney shaped, pure white, of the best quality both green and dry.

**Red Speckled or Corn Hill.**—An old well known variety, valuable for planting among corn; vines do not twine tight enough to injure corn, and by planting them this way a good crop can be had without the use of poles. Beans small, speckled with reddish brown, are oval in shape, but cut off abruptly at the ends.

## POLE BEANS---Cont'd.

**White Crease Back.**—Valuable for its extreme earliness. Vines small to medium, but vigorous and in good soil wonderfully productive, bearing round, fleshy pods in clusters of four to twelve. Pods medium length, silvery green, of the best quality as snaps.

**Lazy Wife.**—One of the best for snaps of the later green-podded pole beans. The pods are five to seven inches long, broad, thick, fleshy and entirely stringless. When young they have a rich, buttery flavor which is retained until they are nearly ripe. Seed white.

**Horticultural or Cranberry.**—This is one of the most popular of the pole beans, many people thinking them better than the Lima. Beans are large, round and speckled with dark red.

**Large White Lima.**—A standard variety, but most too late for the extreme north.

**King of the Garden Lima.**—The old standard market and family sort. The vine begins to produce pods at the foot of the pole, and the bearing season continues until frost. Pods large, and well filled with beans of mammoth size.

**Small White Lima, Carolina or Sieva.**—Vines vigorous with many short branches, so that they are sometimes grown without poles; very early and productive, bearing short pods, which are thin and curved.

## ASPARAGUS

**CULTURE**—Many people have an idea that a great deal of mystery is connected with the growing of Asparagus. To start a bed from seed, and it is the best way, for plants raised yourself are better than you can buy, as a general thing and 1-year-old plants will be ready to cut from as soon as 2-year-old plants, as it takes about so long for a bed to get well established, no matter what the age or size of the plants are. Sow the seed in drills about as you would radish or onions, thin to one or two inches apart, keep free from weeds. The next spring prepare the ground thoroughly and deep, working in as much well rotted manure as you can. Set the plants in rows about four feet apart and one and one-half or two feet in the row. This looks like spreading them out a good deal, but remember the bed will last for many years, and it will not be long before all the ground will be occupied. The crown of the plant should be set about four inches below the surface, keep well cultivated the first year or two and fertilize with a top dressing of rotted manure and common salt, and work it in, early in the spring before the plants have made much of a start. A new bed will be ready to cut from in three years. There is nothing in the private garden that will bring as good returns for the labor as Asparagus. A bed of three or four dozen plants will keep an ordinary family supplied from early spring until green peas are ready; at which time it is better for the bed, to stop cutting it.

**Palmetto.**—It is of very large size, even and regular in growth and appearance: It is a very early sort, and immensely productive and of the best quality.

## ASPARAGUS, Cont'd.

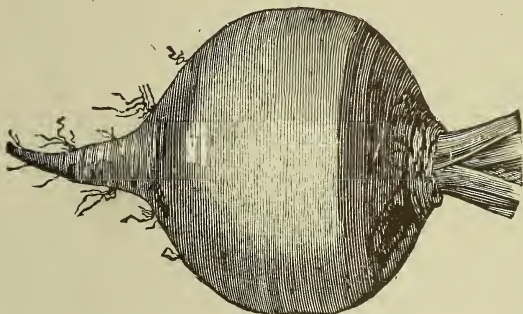
**Columbian Mammoth White.**—A new and entirely distinct variety, that produces shoots that are white, and remain white as long as fit for use.

**Conover's Colossal.**—The standard variety; of large size, tender and of excellent quality.

## ASPARAGUS ROOTS

We can supply Asparagus roots in quantities of 100 or more. Write for prices.

## BEETS



**CULTURE.**—Beets, like all root crops, thrive best in a deep, rich, loam. For early, plant as soon as the ground can be worked, in drills eighteen inches apart, thin to two or three inches in the row. The ground should always be freshly prepared for Beet Seed so that the seed will come in contact with the fresh soil, and then press the soil firmly down over the seed. If weather is dry, good results can be had by soaking the seed in warm water over night. For winter use the Turnip sorts; can be planted in June; one ounce will plant 100 feet of drill, eight pounds are required to the acre.

**Eclipse Blood Turnip.**—An improved extra early variety. The roots are globe-shaped, has a small tap root, tops are reddish green and small. The flesh is dark red zoned with pink, a desirable early sort; quality fine, especially when young.

**Extra Early Egyptian Turnip.**—Roots for table use developing in forty days. Bulbs half globular, or flattened at the poles; roots very slim, skin smooth, leaves red and green.

**Crosby's Egyptian.**—Blood-red. A choice form of the Egyptian and consequently very desirable. Rounder in body than the Egyptian, almost as early and in leading demand.

**Early Blood Turnip.**—An old and popular sort, of fine shape; a standard for quality. Flesh deep blood red, top medium size.

**Dewing's Blood Turnip.**—An early and desirable variety. Flesh deep blood red, very tender and sweet, grows to good size, not apt to be woody when old.

## BEETS, Cont'd.

**Edmand's Early Blood Turnip.**—The best sort for general crop. In quality one of the finest, exceedingly dark, shape globular, having only one tap root. Very popular with market men.

**Crimson Globe.**—This is one of the finest beets yet introduced. Roots are not large, but very handsome. Round, and a clean, smooth surface. Leaves very small, with slender stems. Second early.

**Detroit Dark Red Turnip.**—Main crop. Through all Western states this variety has an unequalled reputation as a top notch cropper. A perfect turnip shaped beet, with small tap root, tops small, upright, fine for market bunching, skin dark blood red, flesh bright red, fine, sweet and tender. For the home garden and market gardener this is one of the few best varieties. Resembles Crimson Globe, but about a week later and darker fleshed.

**Long Smooth Blood.**—A well known and standard late sort; one of the best for winter use. Root long and tapering at both ends. Flesh deep blood red, a good keeper.

**Swiss Chard or Sea Kale Beet.**—A distinct vegetable used only for greens. The leaf stems are large, long, and grow in a compact bunch like a well trained bunch of celery; are light golden color and of a beautiful waxy appearance. We would recommend our customers who are fond of beet greens to try it.

## MANGEL WURZEL

**Beet—Mangel Wurzel.**—These are used for feeding stock. They are easily grown and gathered. If to be cultivated by horse, plant in drills thirty inches apart, thin, six to eight inches apart in the row, cultivate well when small. A yield of twenty to fifty tons to the acre is not uncommon. Mangels deserve a more extended culture in this country for cattle food. The kinds we list comprise about all the distinct varieties though many seedmen quote others but a careful comparison will prove that they differ only in name; five pounds of seed are required to the acre.

**Mammoth Long Red.**—An improvement on the above. Root grows some larger and smoother, a little deeper red in color, a good keeper and one of the most productive.

**Golden Tankard.**—This is the best of the Yellow Mangels. Roots are large, growing much out of the ground; are short and do not taper much at top or bottom; tops small. Flesh yellow and white.

**Half Sugar Mangel.**—A variety combining the best qualities of Sugar Beets and Mangels. They are about the same shape as Long Red, but have white skin and flesh. They are highly nutritious and a big producer. Easier to harvest than Sugar Beets.

## MANGEL WURZEL, Con'd.

**Orange Globe.**—Of fine form, free from coarse roots, has small top, while not as large as the Tankard, is liked by many on account of the smoothness and quality of the roots.

**Sludstrup Mangel.**—Holds the world's record for dry matter content. This Mangel has been awarded a first-class certificate several times by the Danish government, the highest honor in Denmark, where Mangels are as important as corn is here. Sludstrup is a long, reddish-yellow, ovoid root, growing more than half above ground. Easily harvested, and by actual test far excels any other variety, in both the weight and feeding value of yield. Our seed is from the best Danish growers.

## SUGAR BEETS

**Sugar Beets.**—Grown for sugar manufacture, and valuable for stock feed when used sparingly. Five ounces of seed to 100 yards of row.

**Klein-Wanzleben**—This is the variety of Sugar Beet the German beet-sugar factories have united in recommending as possessing the highest sugar-producing qualities, as much as 18 tons of sugar having been made from 100 tons of root of this variety.

**Vilmorin's Improved.**—A leading sugar-making sort, doing well on a wide range of soils and exceptionally rich in sugar. Fine for cattle feeding.

## CABBAGE

**CULTURE.**—For early crop sow in hot bed or in the house early in March. Thin out so as to give room to make good stocky plants. Cabbage thrive best if temperature is not too high, if kept too warm will grow spindling and be unfit to set out. They will stand to be put out in the ground early in April in this latitude, for they are hardy; a good freeze will not hurt them. Very early cabbage can be had by sowing seed in September and transplanting to a cold frame for protection during the winter. A good covering of straw will be all the protection they will require in the cold frame, as it does not hurt them to be frozen solid all winter if in the ground and allowed to thaw out of themselves. In this way Cabbage can be had big enough for market early in June. For late Cabbage April or first of May is time to sow the seed out doors; thin out so that each plant may have room to grow right; when about four inches high transplant to garden or field; plant two and one-half feet apart each way. There is nothing that will respond as quickly to high culture as Cabbage. Cultivation should be frequent (as often as once a week) whether weeds grow or not. One ounce of seed will produce 3,000 to 5,000 plants; 7,000 plants are required to the acre.

## EXTRA EARLY SORTS

**Early Jersey Wakefield.**—A favorite early variety for both market gardeners and general use. Head is very compact, medium size, pointed in shape, hardy and one of the best for wintering over in cold frames and for early setting in the spring. The standby for the main crop of the extra early sorts.

## CABBAGE, Cont'd.

### EXTRA EARTY SORTS

**Early Winningstadt.**—This is one of the surest headers and very popular for home and market garden; a good keeper and will do for late as well as early. Head pointed and compact; quality excellent.

**Early York.**—An early variety, small conical shaped head, can be grown much closer together than most sorts, as it is quite dwarf in its habits; an old and popular variety.

**Charleston Wakefield.**—Exceedingly hardy. Very large, sure heading sort. Head is very solid, pointed, but broad at the base. The leaves are large and slightly waved.

**Copenhagen Market.**—It is undoubtedly without a rival as the finest large round-headed early Cabbage in cultivation. The type is thoroughly fixed, the heads maturing all at the same time—(this being a great consideration to market gardeners, entailing less labor in harvesting the crop and, allows the ground to be cleared at the first cutting). The heads average about eight pounds each in weight, are very solid, with small core and of fine quality. It matures as early as Charleston Wakefield, and will give a much heavier yield per acre than that popular variety. The plant is short-stemmed, the heads being produced almost on the ground level. The leaves are light green, rather small, saucer-shaped, and always tightly folded. The plants, therefore, can be set closer than is usual with varieties of similar size.

### EARLY and INTERMEDIATE

**Early Flat Dutch.**—An excellent second early variety producing fine large heads, which are very solid; shaped like the Late Flat Dutch. This is one of the best for summer and early fall use; quality, good, tender and fine grained.

**Henderson's Early Summer.**—A second early sort, remarkable for the large size of the heads, which are very compact and heavy, often weigh fifteen pounds or more. This is an improvement on the early Flat Dutch, which it has superseded where it is best known. It also makes a good late cabbage for early winter use.

**Early Drumhead.**—A second early, sure heading cabbage of good quality. The plant is of compact growth. The head is large, thick, flattened on the top, solid, crisp and tender.

**Succession or All Seasons.**—About two weeks later than early summer, heads are large and slightly flatter than the above variety and run more uniform. The heads are solid, keep well and are of splendid quality, the color is a beautiful light green. This, as a second early, is a favorite with market gardeners.

**Stein's Early Flat Dutch.**—Matures in 95 days. This is one of the earliest cabbages for its size. The demand for the seed has increased to almost double since it was introduced. It is a sure header, very regular, and well adapted for shipping. Is planted exclusive of all other kinds by some of the largest cabbage growers in this vicinity.



## CABBAGE, Con't.

**All Head or Faultless.**—For general purposes is the best; the amateur who plants only one variety should select this. It matures large heads uniform and of handsome appearance and of quality equaled only by "All Seasons." Its few outer leaves permit close planting; this variety is most popular amongst kraut growers, because the largest possible tonnage per acre may be produced.

**Surehead.**—A popular strain of the favorite Flat Dutch type of cabbage so largely grown for winter use. The heads are large, round, flattened at the top, remarkably uniform, extra hard, firm and fine in texture; excellent shipper.

**Louisville Drumhead.**—A variety grown largely by market gardeners in the southwest. It stands hot weather better than most sorts, and is a sure cropper; also good for late planting.

**Volga.**—We consider this a very profitable cabbage for a fall crop. The heads are extremely solid, large, round as a ball, of uniform size, and do not crack; few outer leaves and a short stem.

**Short Stem Drumhead.**—It is ready for marketing two or three weeks earlier than the late Drumheads; forms large, solid rounded heads, weighing from 15 to 25 pounds.

**Glory of Enkhuizen.**—This is an excellent mid-summer variety. It comes in about a week earlier than "All Seasons," makes a nice large head, has few outer leaves and can be planted close.

**Danish Improved Brunswick.**—An early Drumhead of large size. Follows close after the early varieties; short stem, head flat and very compact. This is one of the best varieties in cultivation for a second early.

## LATE SORTS

**Large Late Drumhead.**—A large fall and winter variety; head large, round and solid, a good keeper and of the best quality, one of the best known and popular of the late sorts.

**Improved Premium Late Flat Dutch.**—This is one of the best strains of the late Flat Dutch, which is the standard late variety among all cabbage growers. Head large, solid, flat, crisp and tender, and of superior flavor.

**Marblehead Mammoth.**—This is without doubt the largest cabbage grown, heads often weighing thirty to fifty pounds. In quality not the best, as it is rather coarse grained.

**Hollander or Danish Ball Head.**—Very hardy, sure heading, very solid, of good quality and as one of the very best keepers this is particularly desirable for distant markets or for late spring use. The plants are vigorous and compact. They are exceedingly hardy in resisting cold and stand dry weather well. The leaves are distinctly upright in growth, few but rather large, thick, smooth, bluish green covered with whitish bloom. The heads are medium sized, round, exceptionally solid and stand shipment better than any other late sort. When ordering specify long or short stem strain. The long stem does not make quite as large a head as the short stem, but is considered by many to be a better keeper.

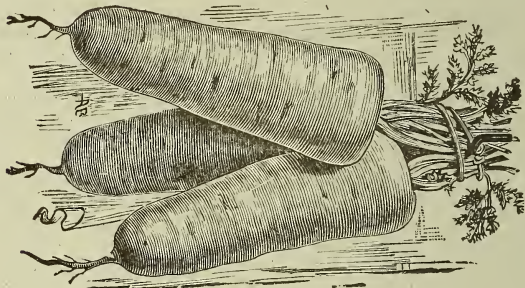
## CABBAGE, Late Sorts, Con't.

**Danish Roundhead**—A selection of the above variety. Some consider it superior.

**Perfection Drumhead Savoy**.—A beautifully crimped-leaved sort, color a deep glossy green. The head is almost round. Savoy cabbage is distinctly flavored, being much sweeter than the other kinds. We recommend it highly, being one of the best cabbages grown for either market or home consumption.

**Red Dutch Drumhead**.—A red variety used extensively for pickling. When cooked with a little Port wine and sugar added to it, makes a dish fit for a king. Few people can appreciate it because they have never tried it. For cold slaw it has merits over the white kinds. It is principally used for winter.

## CARROT



DANVER'S HALF LONG

**CULTURE**.—Carrots like all root crops do best in a rich, sandy loam; avoid fresh rank manure, it is better to have ground that has been well manured and cultivated for a previous crop. Sow as early in the spring as possible for early crop, but for winter use the middle or last of May will do; always have the soil freshly stirred before planting the seed; cover about one-half inch with moist soil and press down well over the seed. Start cultivation as soon as rows can be seen and do not let weeds get any start. Thin out to about four inches apart in the row. If the crop is intended to be cultivated by hand hoe, fourteen inches is the proper distance apart to have the rows, as that is about as wide as most of them will cut, and if planted a few inches further apart it will make it necessary to go twice to the row to get all the ground. One ounce of seed will plant 400 feet of drill; about two pounds to the acre is required.

**French Forcing or Earliest Shorthorn**.—The earliest variety is best suited for forcing under glass. Has small top, is very small, dark orange in color, globular in shape, about two inches long.

**Early Scarlet Horn**.—The best for early planting out of doors, has a small top, root short and very tapering, color a bright orange red.

**Danver's Half-Long**.—This variety is very extensively grown both for market and stock and is one of the best all purpose carrots known. Tops medium size, roots large, medium length and tapering evenly to a blunt point, smooth and handsome in appearance. Flesh a deep orange color, tender, crisp, sweet and produ-

## CARROT, Con't.

tive. The roots not growing deep in the ground make it easy to harvest.

**Ox Heart or Guernade.**—Shaped like an ox heart as the name implies; sometimes over seven inches in diameter, are top shaped and terminate abruptly in a small tap root. Flesh bright orange and of good quality, desirable for field or garden cultivation. Is easily harvested on account of its shape, and is fully as productive as the longer sorts.

**Improved Long Orange.**—A well known and standard sort, roots long, largest at the crown and taper gradually to the bottom, require a deep loose soil and more room to reach their fullest development than the others; quality is good for table use, but is raised more extensively for stock.

**Chantenay Stump-Rooted.**—One of the best early carrots in cultivation. In shape it is midway between the Half-Long Nante Stump-Rooted and the Guernade or Oxheart varieties, nearly equaling the former in length, and having the broad shoulder and tapering root of the latter. Its color is orange-red; the flesh crisp and tender. Early and a heavy cropper. A carrot which market gardeners should plant for main crop.

**Half-Long Nantes Stump-Rooted.**—Of medium size, admirably adapted for bunching, and one of the best for summer use in the home garden. Roots about six inches long, very smooth and cylindrical, with no core; very sweet and tender.

**St. Valery.**—A good late variety. It grows long, shape uniform, tapering from a wide shoulder to a point.

**Large White Belgian.**—Grows about one-third out of ground, root white, part above ground green. Flesh rather coarse, but roots grow to large size and it is popular for feeding stock.

**Yellow Belgian.**—Almost identical with the above, except in color, which is yellow or light orange.

## CAULIFLOWER

**CULTURE.**—The directions for the culture of Cabbage will apply to Cauliflower as well, as it is a member of the Cabbage family.

**Henderson's Early Snowball.**—This is the most popular with market gardeners and is grown by them more than all other varieties together for forcing or for wintering over in cold frames for extra early crop. It is hardy, sure to make a head of good size, compact and of best quality. It is also valuable for late summer and fall crop.

**Early Dwarf Erfurt.**—Does not differ materially from Early Snowball, the best strains of Early Erfurt being almost identical with the best type of Snowball.

**Extra Early Paris.**—Head large, compact, solid and white. This also is very early and a favorite, though not as sure heading as the above.

## BRUSSELS SPROUTS

One ounce will produce 3,000 plants. Sow seed about May 15th; transplant when about 4 inches high in rows three feet apart, two feet in the row. When heads begin to crowd, the lower leaves should be broken from the stem of the plant to give them plenty of room. They are best for cooking after they have had a slight frost.

## BROCOLI

This vegetable very much resembles the Cauliflower. The heads are divided and not as compact, also grows taller; culture in all respects same as Cabbage and Cauliflower.

**White Cape.**—The best variety for our climate, heads close and of best quality.

**Purple Cape.**—Distinct from above only in color, which is a purplish brown.

## CELERY

Celery thrives in a rich, mellow, moist, but not wet, soil, and will do better in land well manured the previous season. For early crop, transplant into rows five to six feet apart, setting the plants six inches apart in the row. Cultivate often. When nearly full grown gather the leaves together and draw the earth about them so as to hold them erect; after two or three days draw more earth around them and repeat it every few days until nothing but the tops of the leaves can be seen. In doing this take care never to disturb the plants when wet or allow earth to fall between the leaves. For fall and winter crop have plants ready to set out by September.

**Golden Self Blanching.**—Is a fine variety of Celery, one of the best for early market use. It is not, as its name implies, self-blanching, nor is there any variety that does not require to be blanched, but the light golden color of the leaf stems makes it much more easy to blanch. Its beautiful color, fine quality and flavor will make it only necessary to give it a trial to establish it in general favor.

**Boston Market.**—An especial favorite in the eastern market. The bunch is more a cluster of heads than a single large one; recommended for light soil; crisp and fine flavored.

**Golden Hearted Dwarf.**—This is one of the best for home garden; it is second to none in beauty and quality, and is especially valuable for home garden; on account of its dwarf habit, the work of blanching is much more simple and easy; it is not very dwarf, growing from fourteen to sixteen inches tall; forms a very compact bunch of a beautiful golden color. A remarkably good keeper.

**White Plume.**—A very handsome sort of easy cultivation. The natural white waxy color of the leaf stems makes the blanching an easy task; a good fall variety, but not as good a keeper as some.

## CELERIAC

This is a variety of the Celery family that is cultivated for the root, which is highly esteemed for flavoring soup. Start the plants in much the same way as for Celery. Transplant to rows two feet apart, after which culture is the same as for any root crop. No earthing is required for this celery, as it is the roots which are the edible portion of the vegetable.

**Large Smooth Prague.**—Produces globular roots with comparatively smooth surface. Very large and fine. Flavor is similar to celery.

## COLLARDS

**Georgia, Southern.**—The true white or green stemmed sort so extensively used in the south where it furnishes an abundance of food for the table or for stock. Forms a large, loose, open head, or a cluster of leaves on a long stem. Freezing does not injure, but rather improves the quality. Sow thick in rows, in rich ground, transplanting when four inches high; or sow in rows where the plants are to remain and when well started thin to two feet apart in the row. In the south, sow from January to May, and August to October.

## CORN SALAD

This is a small, quick growing salad plant for late fall, winter and spring use. The leaves are used as a substitute for lettuce and spinach.

During August and September sow the seed in shallow drills about one foot apart, covering with about one-fourth inch of fine soil firmly pressed down. On the approach of severe cold weather, cover with straw or coarse litter. The plants will also do well if the seed is sown very early in spring and like most salad plants, are greatly improved if sown on very rich soil.

## CHERVIL

A hardy annual with aromatic leaves resembling parsley and by many considered superior to it in flavor. The young leaves are used in soups and salads and for flavoring and garnishing meats and vegetables.

Sow in early spring in rich, well prepared soil. The seed is slow to germinate, sometimes remaining in the earth four or five weeks before the plants appear. When the plants are about two inches high, transplant or thin to about one foot apart. They are ready for use in six to ten weeks from sowing.

**Curled.**—This sort is greatly superior to the old, plain variety, being earlier, handsomer and having fully as fine fragrance and flavor.

## CHIVES

A hardy, perennial plant of the Onion tribe, growing in nests. The bunches are made up of a mass of little bulbs. Has mild flavor of the Onion. Called by the Germans, Schnitt-lauch.

## CHICORY

Sow Chickory seed as early in the spring as the ground can be worked, in drills half an inch deep and fifteen inches apart, and in mellow soil. The after culture is the same as for Carrots. In the autumn the plants will be ready for blanching, when it is used as a salad. The dried roots are used as a substitute for an adulterant of coffee. One ounce is sufficient for 100 feet of drill.

## WATER CRESS

This desirable cress may be sown early in spring near the brink of a pond or piece of running water. Just scatter the seed and it will sprout and grow with wondrous rapidity; once established it remains for years, it seeding itself.

## GARDEN CRESS or PEPPER GRASS

Sow thickly in early spring in drills one foot apart, and follow every two weeks, up to August 1st, with a new sowing, as it quickly runs to seed. Its very desirable, pungent taste is acceptable to most any one who is fond of garden greens. It is eaten as gathered prepared with either a little salt and vinegar, or without; makes a very tasty salad.

## SWEET or SUGAR CORN

**CULTURE.**—Sweet Corn is much more tender and easily affected by cold and wet than Field Corn, on account of the sugar contained in kernel. The ground must be in condition so that it will grow at once after planting or it will sour and rot. The later sorts, or those containing the most saccharine matter will need to have the ground warmer and in better condition for their growth than the early and more flinty kinds. Many people, who ought to know better, use very little judgment in regard to this matter. They plant Evergreen Corn early in May when the ground is cold and wet and then lay the blame on the seed if it does not grow. One pint of seed will plant about 300 hills; six quarts of seed are required to the acre.

**CAUTION.**—Sweet Corn should be opened up and aired immediately on its arrival, as it is liable to gather moisture in transit. A little care in this direction will oftentimes prevent cause for complaint from your customers of corn failing to germinate.

**Extra Early Cory.**—For many years this has stood the test of being the earliest Sweet Corn on the list. Under favorable conditions will produce roasting ears of good size and quality in sixty days from planting. If care is used in cooking not to let it simmer over a slow fire, but to cook quickly in hot water, the red cob will not discolor the kernels.

**Early White Cory.**—This is a selected type of Cory corn that has been bred with reference to the white color of cob and kernel, the objection, if any, to the other being its pink color. It is fully as early and has every good quality of the ordinary Cory and the additional advantage of being white, which makes it more desirable for table use.

**Adam's Extra Early.**—Very early and used extensively for the first early table corn. Matures in about 62 days after germination. Requires land of high fertility. Ears short; grows 3 to 4 feet high. Ears set within 6 inches of ground.

**Peep o'Day Sweet Corn.**—This new variety is claimed to be the earliest sweet corn. It is of Minnesota origin and has been offered in the Minneapolis market from five to seven days earlier than any other well-known kind in the trade. Ears five inches long.

**Malakoff Sweet Corn.**—The earliest real sweet corn in existence; habits simple like Peep o'Day, with much better quality. The plant is very dwarf and usually produces three ears to every stalk; ears are short, three and one-half to four inches; eight rowed.

## SWEET CORN, Con't.

**Early Iowa Sweet Corn.**—This is a very early, sweet corn, almost as early as Malakoff and of much larger size. The stalks grow three feet high and usually bear two or more ears. Early Iowa is a week ahead of the Early Cory and bears ears nearly as large.

**Howling Mob.**—Superb long ears of sweetest quality. Stalks are of strong, vigorous growth, 4½ to 5 feet in height, abundant foliage and generally produces two fine ears to a stalk.

**Morse's Golden Cream.**—Is a very early, yellow Country Gentlemen Sweet Corn. The kernels are long and pointed, the cob is very slender and the whole ear about as long as Golden Bantam. The flavor is remarkable—in fact very much the same as Golden Bantam. The habit of growth is rather dwarf and the stalks bear two to four ears. The stalks are brownish red and the silk is also brown at the tips.

**Perry's Hybrid.**—An early variety of splendid quality. Kernels tinged with pink when ripe, with white cob.

**Golden Bantam.**—This is an early sweet corn with golden yellow grain, very tender and of excellent quality. The ears are eight rowed, six to seven inches long and of the medium size found most suitable for the table. The flavor is exceptionally rich and delicious. The stalks are four to five feet high. Our stock of this splendid home garden and market variety has been very carefully selected and is decidedly superior to much that is offered.

**White Mexican.**—The stalks of this early variety are about four and one-half feet high. The ears are about eight inches long, slender and are usually eight rowed. This sort matures nearly as early as Mammoth White Cory. The ears are exceptionally long for so early a variety of table corn. Our stock is superior to much that has been sold under this name.

**Black Mexican.**—This corn, when very young, cooks remarkably white, but the ripe grain is bluish black. For home use we consider it the best second early sort where tenderness and sweetness are the qualities most desired. It does especially well as a second early variety in the south. The stalks are about six and one-half feet high. The ears are about eight inches long and are usually eight rowed.

**New Champion.**—This corn is unsurpassed for market use, owing to its large size and fine appearance. It is medium early, coming in at the same time as Perry's Hybrid. It is fourteen rowed and a splendid cropper.

**Kendall's Ey. Giant.**—A valuable new second early sweet corn. The ears grow of a tremendous size, measuring 8 to 10 inches long, and having ten to eleven rows on each cob, the majority having twelve rows; kernels pure white, sweet and tender.

## SWEET CORN, Con't.

**Crosby's Early.**—A most excellent early variety of fine quality. The ears are five and one-half to six and one-half inches long, fourteen rowed or more, with short nearly square grains which are very white, sweet and tender. The stalks are about four and one-half feet high. This variety is desirable for the home garden and market. It is a sort largely grown in Maine for canning.

**Early Minnesota.**—This deservedly popular variety is one of the best second early sorts for the market and the home garden. The stalks are about six feet high bearing one or two ears well covered with husks. The ears are about eight inches long, eight rowed; kernels very broad, sweet and tender, not shrinking much in drying. By careful selection we have developed a stock of this standard variety which is remarkably uniform and in which all the good qualities that have made this sort so desirable are intensified.

**Early Evergreen.**—The ears of this new corn grow eight inches long, are mostly fourteen to eighteen rows. This is a magnificent kind for market gardeners and for main crop in every home garden. It ripens ten to twelve days in advance of Stowell's Evergreen and is equally as good for all purposes. The kernels are very sweet and tender, and when eaten from the cob break off free from husky tips so common to some otherwise fine table corns.

**Leonard's Narrow Grained Evergreen.**—Ears are as large as the Stowell's Evergreen and average more rows to the ears, being of a very narrow grain.

**Zig-zag Evergreen Corn.**—An exceptionally sweet, delicious flavor Sugar Corn. The grains run zig-zag instead of in straight rows.

**Stowell's Evergreen.**—The standard main crop variety, much used for the home garden, market and canning. It is hardy and productive, very tender and sugary, remaining a long time in condition suitable for boiling. Our stock has been carefully grown and selected to avoid the tendency to a shorter grain and deterioration in the evergreen character of this best known of all late sorts. The ears about seven to eight inches long, fourteen to twenty rowed. The stalks are about seven and one-half feet high.

**Country Gentleman.**—This variety has a small, white cob, densely covered with irregular rows of very long slender, white grains of excellent quality. The ears are seven to nine inches long. The stalks are from six and one-half to seven feet high. It is well adapted for canning as well as the home garden and market, and many consider it as the best of the late varieties.

**Mammoth Sugar.**—The largest and latest variety; ears are of immense size, grains large and broad, and quality of the best.

**White Rice.**—The most popular variety of Pop-Corn. Ears short; kernels long, pointed and resemble rice; hence its name.



## CUCUMBERS

**CULTURE.**—Do not try to plant vine seed of any kind too early, the plants are very tender, and for general crop or pickles; nothing is gained by trying to start them before settled warm weather has arrived. A few hills can be put in early for early use if ample arrangements are made to protect them from the cold with boxes covered with glass or oiled cloth. The soil cannot be too rich for Cucumbers. Work in the hill all the well rotted manure the soil will stand. This, of course, is not necessary, for any good garden soil will raise a crop of Cucumbers, but it will pay for the extra labor. Make the hills about five feet apart, smooth the surface off and press the ground down firmly with back of hoe, then scatter the seed even over the smoothed surface and cover with about one-half inch of moist soil. If these directions are followed there will be no trouble about the seed not growing if there is moisture enough for anything to grow. Plant fifteen or twenty seed to the hill, which is two for the bugs and cut-worms and one for yourself. After they have a good start, and have a chance to beat the striped bug, thin out to five or six good plants to the hill. To get the best crop Cucumbers must not be allowed to ripen on the vine as they will stop any new fruit setting. In gathering, cut the stems instead of breaking or tearing them off. One ounce of seed will plant fifty or sixty hills; two pounds are required to the acre.

**Early Russian.**—This is the earliest variety vine; hardy and productive. Fruit small, three or four inches long.

**Early Green Cluster.**—The best early sort; fruit sets close to the hill and usually in clusters, color dark green, medium size, does not taper much at the ends; very desirable for early table use.

**Early Frame or Short Green.**—A very popular variety for table use, and deserves to be so for pickling; very productive. Fruit is very handsome, bright green in color, smaller at the ends, crisp and tender. If picked when young valuable for pickling.

**Improved Early White Spine.**—A vigorous grower and very productive. Fruit bright green in color, uniform and handsome in appearance, has very few spines. Flesh crisp and tender, the most popular table variety, used largely for forcing under glass.

**Boston Pickling.**—A very desirable sort for pickles. Fruit medium size, pointed at ends, color bright green, cylindrical in shape, very productive.

**Chicago Pickling.**—A popular variety with gardeners in the vicinity of Chicago. Fruit medium length, pointed at the ends, bright green color, productive.

**Nichols Medium Green.**—Intermediate between the Early Frame or Short Green and the Long Green. Fruit smooth, thick through, very handsome in appearance; a good variety for pickling or table use.

**Improved Long Green.**—The best known and the most popular of the entire list of Cucumbers. It is hard to beat it, either for pickling or table use. Fruit long and crisp; when small is the standard for pickles, when half grown unexcelled for table use, and when fully grown is the best for sweet pickles.

## CUCUMBERS, Con't.

**Long Green Turkey.**—A desirable sort, attractive in appearance, of good quality and productive; by some it is preferred to the Long Green.

**Green Prolific.**—Fruit short, smooth and pointed at both ends, a great yielder; one of the best for pickles, color bright green, much resembles the Boston Pickling.

**New Davis Perfect Cucumber.**—Davis Perfect Cucumber resembles a hot-house cucumber so closely that dealers cannot tell the difference, it being equally good for hot-house or out-door culture. It is ideal in shape, rich, dark green color, uniform and regular in size. It is exceedingly tender, and as a slicing cucumber for the table is unsurpassed. It is almost seedless one-third of its length from the stem end, and the seeds contained in it, when in slicing condition, are so small and tender that they are almost unnoticed. Exceedingly productive.

**Wild Cucumber.**—Quickly produces a very luxuriant climbing vine, filled with an abundance of beautiful flowers, the fruit is often used for pickling.

## EGG PLANT

**CULTURE.**—The Egg Plant is a sub-tropical plant and is very sensitive to cold and during all its period of growth must be protected, not only from frost, but even from cool nights. The seed is very slow to start and must be kept moist and warm. If the plants are allowed to get chilled it will stunt them so they will never amount to much. After the plants are large enough to handle, set out in a hot bed, giving about six inches to each plant, keep bed very warm and moist, but shade from direct ray of sun. The latter part of May or 1st of June, begin to harden the plants by giving air on good days, and reducing the supply of moisture, when well hardened, transplant to rich warm soil in a sheltered locality, shade from the sun until plants are well established. If season is cool, even with all this care the result may be unsatisfactory, but in most years one ought not to fail of getting a crop that will well pay for the trouble.

**New York Improved.**—A leading market variety, one of the best for quality, size and productiveness; shape oval or pear-shaped, color dark purple.

**Early Long Purple.**—This is as early as any and is one of the best for private gardens, productive and fine quality. Fruit long and somewhat pear-shaped, color a rich dark purple.

**Black Beauty.**—Distinct and fine. The fruit is quite as large as Improved N. Y. Purple, and from ten days to two weeks earlier than that variety. It is very attractive in appearance, and of excellent flavor.

## ENDIVE

**Culture.**—Endive is usually grown for late fall and winter use, but is all right for any season of the year. It is very popular with the German trade and it is sometimes called Winter Lettuce or "Winter Salad." Plant seed in June or July in drills about as you would Lettuce, thin out plants to ten or twelve inches apart. It is blanched for use by gathering up all the outer

## ENDIVE, Con't.

leaves and tying them together over the center of the plant or another way is to have a box set over each plant. In a week or ten days it will become thoroughly blanched. For winter use remove to cellar before hard freezing weather. Set them in a little dirt and keep from wilting by sprinkling as they need it. One ounce of seed will plant 400 feet of drill.

**White Curled.**—This is remarkable for its beauty more than quality. The best market variety as the plant is so attractive it brings the highest price, but is not as tender and is coarser than the Green Curled.

**Green Curled.**—One of the hardiest, has beautiful curled dark green leaves; it blanches out very white and crisp, quality the best.

## KALE

**CULTURE.**—This is a very hardy variety of the Cabbage family that does not form a head. The leaves are used as greens or cooked like cabbage. Cultivate in every way same as cabbage, but it will stand harder freezing in the fall, which improves its quality.

**Dwarf German Curled.**—Of dwarf compact habit, foliage is very much curled and is of very handsome appearance, so much so, that it is sometimes grown as an ornament; quality excellent, tender and fine flavor, greatly esteemed by Germans.

**Green Scotch.**—A very good variety, quite an improvement on the Dwarf German type. It is more prolific, holds its color better, and is more densely curled; fine for winter use.

## KOHL RABI

**CULTURE.**—This is another variety of the cabbage family, and is the connecting link between the cabbage and the turnip and combines the flavor and many qualities of both. For early use, sow early in the spring in drills fourteen inches apart, thin out to six inches apart in the row, as they are only at their best for table use when half grown; for a succession plant at intervals of a week or two. They do best on a light, rich loam. One ounce will plant 400 feet of drill.

**Early White Vienna.**—The bulb is small, smooth, white and of fine appearance. The best for early table use.

**Purple Vienna.**—Identical to the above except in color, which is a bright purple.

## HERBS

**CULTURE.**—Most all varieties of Herbs thrive best in rich, sandy loam, and require special pains in the preparation of the soil and care of the young plants, as in most cases, they are very delicate and easily choked with weeds. Sow early in the spring in rows fourteen to sixteen inches apart. In harvesting, cut when in bloom, wilt in the sun, and dry in the shade.

**Sweet Marjoram.**—A perennial, but not hardy enough to stand the winters of this latitude; the young and tender leaves are used for flavoring or may be dried for winter use.

## HERBS, Con't.

**Thyme.**—This is a medicinal, as well as a culinary herb; a perennial, used for flavoring soups, etc., and for a tea that is considered good for headache.

**Summer Savory.**—An annual used for flavoring soups and dressings.

**Sage.**—A perennial, very aromatic and more extensively used than any of the others. Its use is too well known to need describing. Every garden should have a few plants, as it is impossible to buy from the stores any of very good quality.

**Mint.**—This variety is the true spearmint used for making mint sauce and juleps, also in many other ways. The plants are hardy and when once established remain for years.

**Lavender.**—This aromatic herb is grown largely for its flowers, which are very highly scented. Cut and dried it is spread among linen and clothing to which it imparts an agreeable perfume. It also has the tendency of keeping away moths.

**Fennel Herb (Annual).**—An aromatic plant used for flavoring and in cooking, also for tea for children.

**Hop Vine.**—Besides being used in culinary and medicinal ways, this makes a valuable shade plant, placed on arbors, trellis, etc. It is hardy and rarely winter-kills. The hops are gathered about September and stored for use on a dry floor or hung in bags.

**Dill.**—Leaves are used in pickles and for flavoring soups and sauces.

**Caraway.**—Seeds are used for flavoring bread, pastry, meats, etc.

**Basil, Sweet.**—The leaves are used for flavoring soups, stews and highly seasoned dishes.

**Rosemary.**—The leaves are used for seasoning.

**Anise.**—Used for garnishing, seasoning and for cordials.

## LEEK

**CULTURE.** A member of the Onion family. Cultivation in all ways like the Onion, except that it should be grown deeper in the ground and to accomplish this it is either necessary to sow in bottom of a shallow trench and then draw the dirt in toward the growing plant, or else transplant when the plant is about the size of a slate pencil, setting the roots about two inches deep; have the plants stand four inches apart in the row. One ounce of seed will plant 400 feet of drill.

**Large London Flag.**—This variety is more extensively grown than any other, is of best quality and hardy, crisp, tender, good flavored, does not get bitter as soon as most kinds; white seed.

## LETTUCE

**CULTURE.**—There is no vegetable that is used any more universally than this, and none where the table quality depends more on its being used fresh from the garden, than Lettuce. For that reason, if possible, everyone should try to grow at least part of their own supply. It does best on very rich, light soil; for outdoor culture sow very early in the spring in drills sixteen inches apart, as the plants begin to crowd, thin out for use, leaving them about six or

## LETTUCE, Con't.

eight inches apart in the row, where they will develop very fast into large, fine bunches or heads, each one of which will be enough for a small family. In this way you will have all the benefit in the way of succession that you would have by planting several times. One ounce of seed will plant 400 feet of drill, three pounds to the acre.

**Simpson's Early Curled.**—A desirable market sort, forms a large loose head, leaf large, and thin, tender and good quality, color bright green, seed white.

**Black Seeded Simpson.**—Very similar to the above plant, grows some larger and foliage lighter in color, a favorite for forcing under glass; seed black.

**Improved Hanson.**—Plant large, forming a large cabbage-like head, very slow to go to seed, outer leaves bright green, inner ones white, tender, crisp and of the best quality; white seed.

**Salamander.**—A thick leaved variety, which forms a close head, light green color, inner leaves blanch to light yellow, tender, crisp, and specially fine flavored; black seed.

**Prize Head.**—One of the best known and most popular of the head varieties. The leaf is very thin and tender and wilts too easy to make it very desirable for market, but for home garden is unexcelled. Forms a large head, which is a dense mass of leaves more than a head, slow to go to seed, outer leaves are a deep green, splashed with reddish brown. It is of the finest quality; white seed.

**White Summer Cabbage.**—Head is close and firm, of good size, one of the best for summer use, also a good early variety, as it grows very quick; white seed.

**Early Curled Silesia.**—The most popular of the curled or loose heading sorts, grows erect and is one of the best for early use, as it can be used when very young and grows rapidly; color light green, leaves much curled, of very best quality; white seed.

**California Cream Butter.**—A very reliable heading sort, with glossy, deep green leaves, the outer ones slightly spotted or splashed with brown. The inner leaves form a large, very solid head, rich light yellow in color, very thick, tender and buttery.

**New York, or Wonderful.**—One of the finest summer sorts, producing immense, solid heads. Vigorous grower, deep rooted, resists hot weather and is very slow to run to seed. Very popular with market gardeners in the south.

**Big Boston.**—Very popular as a reliable and uniform header. Leaves short and round-ended, slightly crumpled. Deep green with bronzed edges, all forming a compact head, making it a very desirable sort for forcing. A variety in demand beyond the supply.

**Iceberg.**—A sort of remarkably thick, strong yet marrow-like ribs, forming a completely protected interior. Blanches absolutely white.

## LETTUCE, Con't.

**Early Tennis Ball.**—This is the best head lettuce for forcing under glass; head small and very compact, grows quick, is of the best quality; leaves thick dark green in color. In hot weather it runs to seed very soon, on that account is best for early use; seed brown.

**May King.**—Plant this lettuce for the first early head lettuce. It is equally good for outdoor planting or forcing. The outer leaves have a slightly brownish tinge, while the heart is a beautiful yellow, very crisp and tender.

**Grand Rapids Forcing.**—Preferred by a great many to the Black Seeded Simpson, on account of being a tougher leaved lettuce.

**White Cos.**—A favorite variety in Europe; leaves are long and narrow, growing upright, but does not head. To blanch, the leaves are tied together as with Endive; of superior quality; white seed.

## MUSKMELON

**CULTURE.**—The cultural directions for Cucumbers will cover nearly all the ground as regards Musk Melon, except they will require a little more room, and should be planted six feet apart instead of five feet. One ounce of seed will plant fifty hills, two pounds to the acre.

**Osage.**—This is one of the best Melons for market and table use, a great favorite in the Chicago market and is listed by all the commission and fruit houses by name, and also offered on the bill of fare by all the first-class eating places in Chicago. It is oval or egg-shaped, dark green in color, flesh very thick and salmon colored; the flavor is distinct from any other Melon, being very rich and aromatic, it needs only to be known to make it a general favorite.

**Green Nutmeg.**—Fruit is of medium size, round, slightly ribbed, green in color, but turning yellow when over ripe, flesh thick, light green and of very fine flavor, an old favorite for home and market; one of the best.

**Tip Top.**—A well known, very productive market sort in some sections. The fruits are large, nearly round, slightly ribbed and fairly well covered with shallow netting. The skin is light yellow when the fruit is mature. The flesh is deep yellow, rich and highly flavored.

**Early Hackensack.**—Also called Turk's Cap; a fine early large variety, shape globular, flattened at the ends, ribs large, thickly netted, flesh green, thick, coarse, but fine flavored; a very desirable sort for those who grow for market.

**Paul Rose.**—The fruits are nearly round, ribbed and heavily netted. The flesh is thick, of rich deep orange color, and ripens close to the rind, with small seed cavity. It is an excellent shipper.

**Improved Jenny Lind.**—The Jenny Lind is the earliest small to medium sized melon known. It is very uniform in size, well netted and with thick meat. Small seed cavity.

## MUSKMELON, Con't.

**Rocky Ford.**—This has become one of the most popular of small or crate melons and is shipped in large quantities from Colorado and Arizona. The vines are vigorous and productive. The fruits are oval, slightly ribbed, densely covered with fine netting. Flesh green, very sweet and highly flavored.

**Gold Lined Rocky Ford.**—This is a much improved Rocky Ford with the inside of the green flesh slightly lined with orange. A very beautiful and valuable sort of the finest quality. In ten pound lots we can supply it in sealed bags direct from the grower.

**Montreal Market.**—The very largest of all nutmeg sorts. The fruits are round, flattened at the ends and have very broad ribs. Flesh is green, fine quality.

**Bay View.**—Fruits are of largest size, long, distinctly ribbed and covered with coarse netting. The skin is green, becoming slightly yellow as fruits ripen. The flesh is green, thick and of fine flavor.

**Burrell Gem.**—The originator says: "The new Rocky Ford Melon with Golden Meat." This describes the melon fully, as in the outside appearance it looks just as the best types of green fleshed Gems, or Rocky Fords do, but has orange flesh inside.

**Emerald Gem.**—A very early, yellow fleshed melon of small to medium size. One of the very best for the home garden. Vines vigorous and productive. Fruits globular or slightly flattened, somewhat irregularly ribbed and very slightly netted.

**Hoodoo.**—A new orange fleshed variety; ideal as a shipping melon and of the very finest quality. Vine vigorous, remarkably blight resisting and very productive. Fruits uniformly of medium size. Netting exceptionally fine and dense, extending practically over the entire surface.

**Shumway's Giant.**—This mammoth variety is one of the largest in cultivation, averaging from 15 to 22 inches in circumference, and often found weighing 2½ to 4 pounds each. It matures early and is of uniformly large size and fine shape, being flattened but thick. The skin is of beautiful silver white, the flesh showy and tender, of a mild sweet flavor.

**Banana.**—A very remarkable variety, growing from eighteen to thirty inches long, the skin is smooth and a light yellow. Flesh a salmon red. Sells well on account of its odd and peculiar shape. Very desirable for family use.

## WATERMELON

**CULTURE.**—They do best in a quick warm soil thoroughly enriched, but not with fresh heating manure. A good plan is to have a good heavy green crop to plow under just before planting, make the hills six feet apart one way by eight feet the other. See directions for planting Cucumbers as to method of making the hill, use plenty of seed so as to give the cut worms and insects a chance, and when the plants begin to crowd, thin to five or six good plants to a hill. Not much is gained by planting too early. Plants are tender and the seed is very apt to rot in the ground if it is cold and wet. One ounce of seed will plant fifteen to twenty hills; four pounds to the acre.

## WATERMELON

**Tom Watson.**—One of the best melons either for market or home use; very prolific, attains a larger size than any of the long green melons, frequently growing 50 to 60 pounds in weight; no tipped ends or necks to rot; one of the best shippers. The rind is thin but tough, flesh deep red; tender, firm and sweet; produces melons 18 to 24 inches long by 10 to 12 inches in diameter; seeds light brown, smeared with darker brown; time for ripening, 95 days.

**Kleckley's Sweets.**—Considered the finest flavored Melon grown. The fruit is oblong in form, 18 to 20 inches long and 10 to 12 inches in diameter; skin dark green; flesh bright red, extremely sweet, melting, and luscious. Ripens close to the rind. Highly recommended for the home market and family garden.

**Sweet Heart.**—One of the best varieties for the home garden. High quality and early enough to mature in the North. Large size, nearly globular in shape; skin a bright mottled green; rind thin; flesh bright red, firm, and solid to the center; heavy, but crisp melting, and exceedingly sweet early. A good keeper, and improves in quality for a long time after ripening. Ripening its fruit early.

**Halbert's Honey (80 Days).**—Equal to the Kleckley Sweet, of 20 inches oblong form, almost equally round at each end. Rind dark green. A most profitable seller in local markets, but not a good shipper.

**Peerless or Ice Cream.**—One of the very best melons for this latitude, and for private gardens and near market there is none better on the list; fruit medium size, oval, rind thin, finely mottled dark and light green, flesh bright scarlet, solid to the center, crisp, very sweet and fine flavored, it is one of the earliest; seed pure white.

**Florida Favorite.**—Oblong in shape, growing to a very large size; rind dark green, striped with lighter green; about ten days earlier than the Kolb's Gem, highly prized on account of its delicious flavor; seed light colored.

**Kolb's Gem.**—Most too well known to need a description, more largely grown for market than any other; is a hybrid of the above and the Georgia Rattlesnake, shape nearly round, rind dark green mottled with lighter shades, flesh bright scarlet, quality excellent; as a melon for shipping this has no superior; seeds dark.

**Cuban Queen.**—This makes a good mate for the Kolb's Gem and is grown and shipped with it very largely. It is oblong in shape, growing to a good size, color and appearance of rind same as the above; flesh bright scarlet, very solid, crisp and sugary; a remarkably good keeper; dark seed.

**Alabama Sweet.**—The rind is dark green marked with deeper green mottled stripes, medium thin and very tough, making the melon a first class shipper. The flesh is bright red, fine grained, sweet, firm and entirely stringless. Seeds white slightly smeared with brown. Time for ripening, 85 days, average weight, 30 pounds.



## WATERMELON

**Dixie.**—A new and valuable sort, a cross between the Kolb's Gem and Mountain Sweet, has all the good market qualities of the former and the productiveness and fine table qualities of the latter. In fact, we might say it surpasses both its parents in all their desirable qualities, combining, as it does, the best shipping and market melon with the one of finest quality. Rind is darker than Kolb Gem and more beautifully striped; flesh bright, scarlet, oblong in shape; dark seeds.

**Phinney's Early.**—Valuable only for use in the north and where a very early melon is the main object; very hardy and a sure cropper, medium size, oblong in shape, rind mottled light and dark green, flesh bright pink, of very good quality; seed light colored.

**Cole's Early.**—Very hardy, a sure cropper, and extremely delicate in texture of flesh, which is of a dark red color, possessing all the desirable features. Medium size, nearly round; rind green, striped with lighter shades.

**Seminole.**—A most popular sort; early, very productive, large size; flavor and quality unsurpassed; oblong in shape; flesh a bright scarlet. A peculiar feature of this melon is that both gray and light green melons grow on the same vine; seed smooth and a light seal brown color.

**Angel's Kiss.**—One of the best flavored melons in existence. Flesh of the deepest crimson, sweet and melting. Vines robust and strong-growing and very prolific. Oblong in shape, seeds white, time for ripening, 80 days. Average weight, 25 pounds. Color of rind, gray.

**Mammoth Iron Clad.**—A large melon having nearly all the characteristics of the last two; is between the Kolb's Gem and Cuban Queen in shape, being long and cylindrical, growing to very large size; flesh scarlet, firm and of fine quality. A good keeper and shipper; seed light colored.

**Gray Monarch.**—Rind mottled gray, shape long, flesh crimson and of excellent flavor. Not a good shipper, rind thin and brittle. Seeds white; time of ripening, 80 days; average weight, 25 pounds.

**McIvers Wond. Sugar.**—This is a very hardy grower; leaves on the vines differ in shape from most other sorts, exceedingly productive. Elongated, rind dark green striped with broad bands of light green, flesh bright red, firm and of extra quality. Seeds white, with an occasional seed slightly brown tipped; good shipper; time for ripening, 100 days; average weight, 30 pounds.

**Mountain Sweet.**—An old standby and still the standard of excellence for quality; large oval in shape, rind dark green, flesh scarlet, solid, very sweet and delicious, one of the best for home garden; dark seeds.

**Georgia Rattlesnake.**—A popular Melon for shipping in some localities and a good market variety, oblong in shape, large size, flesh scarlet, crisp and of good quality, rind dark green, striped and mottled with lighter green; seeds light colored.

**Light Round Icing.**—The melon is oval shape, vines strong and very prolific. Melons grow unusually uni-

## WATERMELON

form in size. Rind gray to light green. Flesh red and sweet; not a good shipper. Seeds white; time for ripening, 85 days; average weight, 20 pounds.

**Dark Icing.**—Fruit large, dark green, nearly round, flesh bright scarlet, very juicy, rich and melting; a very desirable melon for home garden, as it combines nearly all the good qualities of a melon for table use.

**Iceberg or Blue Gem.**—A popular market sort and one of the best shippers. Melons uniformly large, thick, oval form; rind dark green with fine stripes of lighter shade. Flesh deep pink and very solid and sweet. Ripening near the rind. Copper colored bottom. Seeds black.

**Citron For Preserving.**—Fruit round, very productive; red seed.

## MUSTARD

Mustard is not only used as a condiment but the green leaves are used as a salad, or cut and boiled like Spinach. The culture should be the same as that of Cress.

**White English.**—The leaves are light green, mild and tender when young; seed light yellow.

**Southern Giant Curled.**—Extensively used in the South as a spring salad and for greens. Leaves light green, much crimped and frilled. Seed small, reddish brown to nearly black.

**Fordhook Fancy, or Ostrich Plume.**—Same as above.

**Chinese or Large Leaved Mustard.**—The large leaves which often measure 14 inches, are ready for use in about six weeks after sowing. Plants will continue to yield until frosty weather. Leaves are eaten boiled, like spinach.

**Bloomsdale, Large Leaved.**—Same as the Chinese Mustard described above.

**Large Smooth Leaf or Elephant Ear.**—A distinct variety with large cabbage-shaped leaves, a valuable sort and deserving of a trial.

## OKRA

**CULTURE.**—Plant in hills two or three feet apart or in drills two feet apart, thinning the plants to about one foot apart in the row. Gather the pods when quite green and about an inch and a half long.

**Improved Dwarf White.**—This variety has long and slender pod; very early and productive.

**Long Green.**—Produces long slender, green pods; very tender. Grows taller than the Dwarf Prolific; bears in great profusion.

## ONION

**CULTURE.**—There are so many points in the culture of this staple vegetable that quite a volume might be written, so we will try only to touch on some of the most important ones. Onions do best on old well enriched soil that has been used for hoed crops long enough to have the weeds well under subjection. New land will seldom produce a good crop of Onions, there being some elements of the soil lacking that are necessary for their best growth. If new land is to be used, fertilize thoroughly with some good commercial fer-

## ONION

tilizer or with well rotted manure and wood ashes. Onions raised on new land are the sweetest and mildest, but are apt to be soft and run to big necks. The ground should be plowed in the fall, leaving only the dragging to be done in the spring; drag thoroughly and finish up with fine hand rakes or make perfectly smooth with a plank. Plant in drills fourteen inches apart, as that is the distance that most hand hoes work the ground to best advantage. If the bed be a quarter of an acre or more in extent the best investment one can make is to buy a hand seeder and cultivator. They are not very expensive and will pay for themselves in two days' work. A very important thing is to get the rows perfectly straight, too much care cannot be exercised in this direction, as it will save an immense amount of hard work in the future care of the crop. It is better to sow early, in the spring, but a good crop can be had by later planting. If the season is favorable, seed put in about the time plum trees are in bloom will do as well as if sown earlier. The only trouble with later sowing is that there may not be moisture enough to get the plants up ahead of the weeds. As soon as the Onions are up so the row can be seen, begin to cultivate, merely skimming the surface at the first hoeing, in a week or less they will want the second hoeing this time working up as close to the row as possible; after this they will need to be weeded and thinned out to about two inches apart in the row. In about two weeks they will require another hoeing and weeding; and again in two weeks or a little more, another good hoeing, and, if necessary, another weeding. Unless the season be very favorable to growth of weeds, they ought not to need further attention until harvest.

**A VERY IMPORTANT THING IS GOOD SEED.**—For with all the care, unless good seed is used, only disappointment will result, and good seed is cheaper than inferior even at many times its cost. One ounce of seed will plant 300 feet of drill; three pounds are required per acre.

**Extra Early Red.**—An early and productive sort, about two weeks earlier than the Wethersfield, of medium size, a good keeper, valuable for small gardens, also much used for red sets.

**Large Red Wethersfield.**—The best known and most staple of all the Onions. More seed of this one variety is sown west of Chicago than of all other sorts combined. Our stock of this seed is exceptionally fine and cannot fail to give perfect satisfaction. This is the best Onion for field culture, being of good size, fine appearance, very productive, and a good keeper.

**Yellow Globe Danver's.**—East of Chicago this is the most popular and widely cultivated of all Onions. It is globular in shape and one of the earliest of the yellow sorts, has very few thick necks and is even more to be depended on to make good bottoms than the Red Wethersfield; very productive, mild and very attractive in appearance; a desirable sort for both garden and field culture.

**Yellow Danver's, Flat.**—A fine variety, in most respects as good as the Globe Danver's; it has not the reputation of being as productive and is not as hand-

# Our Combination



## COMBINATION NO. 1 COST

- 1 Case 500 Mammoth Vegetable Packets at \$1.50 per 100.....
- 1 Case { 78 Mammoth Bulk Packages Peas, Beans and Corn
- { 8 ¼-pound packages Turnip and Rutabaga
- 1 Case 100 Mammoth Flower Packets at \$2.00 per 100.....
- 1 Case 6 one-pound packages High Grade Lawn Grass.....

Total Cost.....

Retail Value.....

Profit .....

For Other Assor.....

# ation Offers



**\$14.75 AND CONTAINS**

.....\$ 7.50

.....4.25

.....2.00

.....1.00

.....\$14.75

.....\$41.50

.....\$26.75

ents See Page 34

## Combination No. 2 Costs \$22.00 AND CONTAINS

2 Case 800 Mammoth Vegetable Packets at \$1.50 per 100.....	\$12.00
1 Case 88 Mammoth Bulk Packages Peas, Beans and Corn. 12 ¼-pound packages Turnip and Rutabaga .....	5.00
1 Case 100 Mammoth Flower Packets at \$2.00 per 100.....	2.00
1 Case 12 one-pound Packages High Grade Lawn Grass .....	3.00
1 Webster's New Display Case, value \$2.00.....	1.00
Total Cost.....	\$22.00
Retail Value.....	56.60
Profit .....	\$34.60

## Combination No. 3 Costs \$26.00 AND CONTAINS

2 Cases 1000 Mammoth Vegetable Packets at \$1.50 per 100.....	\$15.00
1 Case 88 Mammoth Bulk Packages Peas, Beans and Corn. 12¼-pound packages Turnip and Rutabaga .....	5.00
1 Case 150 Mammoth Flower Packets at \$2.00 per 100.....	2.00
1 Case 12 one-pound Packages High Grade Lawn Grass .....	2.00
1 Webster's New Display Case, value \$2.00 .....	1.00
Total Cost.....	\$25.00
Retail Value.....	67.10
Profit .....	\$41.10

### NOTICE

Any of the above Assortments may be ordered without the Flower Seed, Bulk Packages or Lawn Grass, the value of these, of course, deducted from the cost of the Assortment. For instance, if you wish Assortment No. 2 without the Bulk Packages and Lawn Grass, it will cost you \$16.00.

## ONIONS

some an Onion; less globe shaped than the Globe Danver's, quality equal to any, desirable for home garden, also much used for sets.

**Southport Red Globe.**—This is the most popular market onion for the New York markets, large, globe shaped, color a purplish crimson, very handsome, quality fine and a good keeper.

**Southport White Globe.**—A large, beautiful white Onion, one of the most perfect globe shaped; keeps well, fine grained and mild flavored, skin beautiful, color white. One of the best white sorts for general cultivation.

**White Portugal.**—A flat Onion of medium size, excellent quality, a good keeper, and the best white sort for winter use; planted largely for pickles, for which purpose it has no equal, also much used for sets.

**Spanish King or Prizetaker.**—This valuable Onion is of foreign origin, but has proved such a success in this country, having been grown here so long, that it might almost as properly be classed with the American as with the foreign sorts. Our seed is American grown and will give the best satisfaction. It is large in size, globular in shape, a beautiful straw color and excels all other Onions in beauty.

**Australian Brown.**—This new Onion is of neat, round shape, medium size, with skin of deep amber brown, distinct from all other onions, extremely hard and firm, of fine flavor and will keep almost indefinitely. Australian Brown is the only onion Australian growers will plant. We offer choice American grown seed from the original importation.

**Mammoth Silver King.**—A very large, white Onion, shape flat, skin white, flesh mild and fine flavored, with good cultivation they often attain the size of six or seven inches in diameter and weigh three to four pounds.

**Extra Early Pearl.**—A very fine, Italian variety that grows quickly to a good marketable size. Very popular, particularly in the south. The bulbs are round, flattened, with a delicate pure white skin.

**Ohio Yellow Globe.**—An early Globe Onion, small neck and very uniform in size and color. Very popular in the marsh onion sections of Ohio and Indiana.

**Yellow Strasburg, or Dutch.**—One of the oldest varieties. Bulbs quite flat, of good size, skin yellow, flesh white, of mild flavor and keeps well. This is the variety used very extensively for growing yellow onion sets.

**Crystal Wax Bermuda.**—(Teneriffe grown). The only Pure White Bermuda Onion, thus making a ready seller in the retail market. Except in color it is identical with the other Bermudas, having all those desirable qualities of the older sorts combined with much more handsome appearance. Seed of this variety is always in short supply, as it is a very light seeder.

**White Bermuda.**—This is the standard variety for shipping. While it is known as a white Onion, the name is misleading, as it is really light yellow or straw color, flat in shape, growing 3 to 4 inches in diameter, very sweet and mild. (Teneriffe grown).

## ONION

**Red Bermuda.**—Same as White Bermuda, only pale red in color. These two Onions are so mild in flavor that they can be eaten raw, like fruit. (Teneriffe grown).

## PEAS

**CULTURE.**—Peas do best on light warm soil. For the earliest crop select some sheltered place, plant as soon as ground can be worked in the spring, cover lightly with about one inch of soil. Smooth sorts will stand earlier planting than the wrinkled varieties. Later plantings should be covered deeper, from two to four inches; deep planting prolongs the season of bearing, and to some extent prevents mildew. Avoid fresh manure or mucky soil, as vines grow too rank and tall. It is always best to keep the vines well picked, for if any pods are allowed to ripen the young pods will stop forming. There is as much difference in quality between the wrinkled and smooth peas as between sweet corn and field corn, the wrinkled, shriveled appearance being an indication of sugar or saccharine matter in both corn and peas. Amount of seed required to an acre is two bushels either in drill or broadcast. One pint will plant 100 feet of drill. Weight of peas is sixty pounds to the bushel for smooth sorts and fifty-six pounds for wrinkled varieties.

It is customary with most seedsmen to list quite a number of extra early sorts, such as First and Best, Early Kent, Philadelphia Extra Early, Dan O'Rourke and many others, with one of their own brand, all of which are usually taken from the same bin, and well they may be for there is no difference in them. If your trade calls for any of these sorts, we can mark them to suit you, but prefer not to deceive our trade by listing them separately.

### EXTRA EARLY SORTS

**First and Best, or Extra Early.**—This is one of the best strains of Extra Early Peas and we can recommend it as valuable for first crop both for family and market garden, ripens evenly so that the entire crop can be secured in two or three pickings. Grow from 22 to 36 inches high, according to soil and season. Pea of medium size, smooth, white.

**Early Alaska.**—This is the best and earliest smooth blue pea and by many claimed to be the earliest pea grown. Is of good quality, grows from two to two and one-half feet high, a valuable pea for market gardeners and market purposes, as it ripens all its crop about the same time.

**Improved Tom Thumb.**—This is one of the oldest and best known of the dwarf peas; is very dwarf, grows so compact that the rows can be planted less than a foot apart. Very early; height, nine inches; pea white, smooth.

### EARLY SORTS

**McLean's Little Gem.**—Almost as early as the American Wonder, grows some higher, but not high enough to require any support. Our strain of this popular sort is the best and differs but little from the



## EARLY SORTS

**Premium Gem.** If you could have only one pick out of the list of peas we would advise you to take the Little Gem. It is within a week as early as the earliest, grows large enough to be productive, but not so tall as to need bushing; is of the very best quality. To show that it is good and also that it is appreciated, our sales on this variety are equal to any two other sorts combined. Height, 15 inches; pea light green, wrinkled.

**American Wonder.**—Is the most dwarf of any of the wrinkled peas, growing from nine to twelve inches high, vines are stout and branching and covered with well filled pods. The flavor and quality are unsurpassed. The dry pea is medium size, light green, and much wrinkled.

**Nott's Excelsior.**—Best of extra early Dwarf Peas. Vines are larger and more vigorous than the American Wonder, and earlier than the Premium Gem. The sweetness and quality are unsurpassed. A medium sized wrinkled pea. Grows from 12 to 14 inches high.

**Little Marvel.**— English variety that has come to stay, in fact, it is conceded by those who have grown it, to be the best dwarf early on the market. When better known it will supersede all other dwarf early sorts. Its strong points are its tendency to bear large crops, and its high quality. It is fully as early as American Wonder or Nott's Excelsior, vines dwarf, growing about 15 inches in height, heavily set with pods, two and one-half to three inches in length, filled with six to seven large, dark green peas.

**Gradus.**—Not only is this an extremely early sort, but the pods are about as large as Telephone, hence the market gardeners as well as private gardeners all speak well of Gradus. It has heavy stems, large dark green leaves, producing handsome, large pods, measuring four to four and one-half inches in length, nearly round, and are filled with large peas which are tender and sweet, and remain edible longer than most other sorts.

## MEDIUM and LATE SORTS

**Bliss's Everbearing.**—Is fit for use soon after the Gem, continues long in bearing; if kept well picked the season may be prolonged several weeks if weather is not too dry; peas are large, wrinkled, of the finest quality and flavor; vines stout, grows 18 inches to 2 feet high.

**Horsford's Market Gardeners Pea.**—One of the largest yielding second early Peas in cultivation, a single plant bearing 150 pods. Only 2 feet high, requiring no stakes. A fine market-garden pea and equally good for home use. The pods are borne in pairs and are easily and quickly picked.

**McLean's Advancer**—One of the best second earlies, of fine quality, very productive. A valuable sort for home and market garden, also popular for canning, as it will stand the necessary cooking without cracking open. Height, 2 feet; pea green, wrinkled.

## PEAS---MEDIUM and LATE SORTS

**The Harvester.**—A magnificent new medium early Pea, particularly valuable on account of its enormous yield. In addition to its great productiveness, The Harvester is a very handsome pea of the highest quality.

**Carter's Stratagem.**—A new dwarf late pea, vine stout, large light green leaves, pod long, large and well filled with large peas of best quality. Height, 2 feet; pea very large, green, wrinkled.

**Improved Pride of the Market.**—A very robust, strong-growing variety, about 2 feet high, requiring no bushing or support; wonderfully productive; fine in appearance, and quality most excellent. A fine pea for the kitchen garden or for market use.

**Yorkshire Hero.**—Sometimes called "Dwarf Champion;" productive, of good quality, vines stout, grows about 2 feet high; seed green, wrinkled.

**Dwarf Telephone or Daisy.**—A splendid dwarf pea, mid-season maturing variety; vines dwarf, bearing large, bright-green pods, each containing 7 to 9 peas of finest quality. We offer a high-class re-selected stock.

## TALL LATE SORTS

**Carter's Telephone.**—Vine large, foliage coarse, pods very large, filled with immense large peas of best quality; very productive. Height, 4½ feet; pea large, green, wrinkled.

**Large White Eye Marrowfat.**—Very popular for late crop both for field and garden. Grows about 5 feet high; pods are large, round and well filled; peas large, smooth, white.

**Champion of England.**—Too well known to need much of a description; is the standard for excellence in quality, is very productive. The most popular late pea, grows 4 to 5 feet high; seed light green, large, wrinkled.

**Dwarf Gray Sugar.**—The old variety of the edible-podded sort, and is used in no other way. Grows about 2 feet high and is remarkable for its earliness. Pods are broad, flat and crooked and contain 5 to 6 peas. Seed is brown and wrinkled.

**Tall Gray Sugar Edible Pods.**—This variety is cultivated for the pods, which are used much the same way as string beans, being cooked whole and eaten pods and all. Much prized by many; grow four to five feet high; pea a dark grayish brown, wrinkled.

**Field Peas.**—Will scarcely need a description. We carry the White and the Green Field. These varieties are suitable for field culture only; are very valuable for stock feeding both in dry and green state and should be much more generally made use of by our western farmers.

## PARSNIP

**CULTURE.**—It is of very early culture. Do the best on rich, sandy loam, but are not so particular but what they will make a good crop on any good garden soil. Seed slow to start and should be planted very early in the spring, in drills fourteen to sixteen inches apart, thin to four inches apart in the row. They are very hardy and will keep in the ground over winter,

## PARSNIP

and be improved in quality by freezing. Do not use after they begin to grow in the spring, as many claim they are poisonous at that time.

**Hollow Crown or Guernsey.**—Root medium length, growing all below the ground. One of the best. One ounce of seed will plant 400 feet of drill; three pounds to the acre.

## PEPPER

**CULTURE.**—Same as Egg Plant, which see.

**Large Bell or Bull Nose.**—A favorite sort and one of the best for pickling and stuffed mangoes. One of the earliest varieties. Flesh thick and milder than most other kinds.

**Long Red Cayenne.**—A slim, long, bright red sort; very strong and pungent.

**Ruby King.**—Bright colored, beautiful, sweet and mild flavored; grows to good size and very symmetrical in shape; good for stuffed pickles. Later than Bull Nose.

**Golden Dawn.**—Shape much the same as Bell or Bull Nose; color a bright golden yellow, flesh thick, sweet and mild flavored, plant of quite dwarf habit, but very prolific.

**Sweet Mountain.**—Plants very vigorous and productive, growing upright, with moderately large leaves. Fruit very large, long, often 8 inches or more in length, by 2 inches in diameter.

**Chinese Giant Pepper.**—Without doubt one of the very best and largest Mango Peppers ever introduced. Its mammoth size, splendid shape, beautiful, rich, glossy-red flesh and mild flavor, all lead us to speak of it in words of commendation.

**Neapolitan.**—A money-maker on account of its earliness. The earliest of all Peppers. A great favorite with the large Pepper growers in South Jersey, who ship this sort in carloads to the New York and Philadelphia markets. It is the first in market and brings top prices. It is of good size, mild flavor; flesh thick and plants very productive.

## PARSLEY

**CULTURE.**—The seed is very slow to germinate and requires special care. If sown very early in the spring in ground that is not too weedy, there will be no trouble in getting a stand, but if later, the same care as for Celery is necessary.

**Champion Moss Curled.**—This is the best and most popular for market and home garden; of compact growth; bright green color.

**Turnip Rooted, or Hamburg.**—The edible portion is the root which resembles a small parsnip. Flesh dry, similar to celeriac in flavor. Extensively grown and used for flavoring soups, etc.

## PUMPKIN

**CULTURE.**—Is not very particular as regards soil or cultivation as other vine seed and belongs more to the field than to the garden; should not be planted near Squash, as they mix very readily and spoil the quality of the Squash.

## PUMPKIN, Con't.

**Connecticut Field.**—The ordinary sort for field culture; grows to good size, bright orange color, good for stock, table or canning purposes.

**Sweet, or Pie.**—A small, round, very prolific sort, skin and flesh deep orange yellow, very thick, fine grained, and one of the best for pies.

**Tennessee Sweet Potato.**—None better for table use; pear-shaped, slightly striped with green; hardy and productive; a valuable sort.

**Large Cheese, or Kentucky Field.**—Large; flat or cheese-shaped. Color of skin a deep orange, streaked with light green; good for table use, also for field crop.

**Striped Cushaw, or Crookneck.**—Grows to weighing 75 pounds; shape like Winter Crookneck Squash; color of skin cream-white, very lightly striped with green; flesh salmon colored.

**Mammoth Tours.**—A foreign variety, growing to large size, quite often weighing 200 pounds; coarse grained, good for stock, raised in this latitude mostly for exhibition purposes.

## RADISH

**CULTURE**—One ounce to 100 ft.; three pounds to acre. Sow in drills in early spring and to June for succession; thin out as needed. Row 12 inches apart.

**Early Scarlet Turnip.**—A small, round, deep scarlet, turnip-shaped Radish. Grows very quickly, crisp, tender and fine flavored; desirable for forcing or outdoor cultivation; one of the best for first crop.

**Early White Tipped Scarlet Turnip.**—A handsome, very early sort, skin a bright scarlet, with a white bottom and top.

**French Breakfast.**—A very popular variety on account of its beauty and fine quality; color a bright pink, tipped with white, olive-shaped or oblong; grows very quick, and one of the best for first early.

**Rosy Gem.**—Specially adapted for hot beds, top small, globe shaped, skin bright pink, blending to white at the bottom, very tender and fine grained.

**Early Deep Scarlet Olive Shaped.**—Very early, a deep, rich scarlet color, flesh tender, crisp; not apt to be pithy.

**Early White Olive Shaped.**—Very handsome, pure white, flavor sweet, crisp and tender; nice to plant with the Scarlet Olive Shaped, as they make a very pretty appearance served together on the table.

**Early White Turnip.**—A small, quick growing, early round, white Radish, crisp, sweet and tender; makes a fine appearance if grown with the Scarlet Turnip and served together.

**Early Long Scarlet Short Top.**—Color a bright scarlet, shape long, early, of best quality, and a deservedly popular sort for both home and market.

## RADISH

**White Vienna or Lady Finger.**—One of the finest of the long white Radishes, of rapid growth, skin and flesh white, crisp, sweet and tender, shape and size much the same as the Long Scarlet Short Top.

**White Icicle.**—This is becoming one of the most popular radishes grown. Its earliness, attractive appearance and excellent quality make it one of the most valuable of all radishes. It remains in fine condition longer than any other first early. It is not only the best early variety, but it is one of the best general crop varieties as well. In our trial grounds this year our stock of Icicle was ahead of all other varieties tested.

**Long White Strasburg.**—Medium length, shorter than the White Naples, thicker and more tapering, both skin and flesh are pure white, fine grained, sweet, tender and brittle, retaining these qualities when quite large, at the same time it is of good quality when young and small, thus covering a long season. One of the most popular of the white sorts for late spring and summer use.

**Cincinnati Market.**—Very similar to Early Long Scarlet Short Top Improved, but deeper red in color and remains in condition for use longer.

**Crimson Giant.**—For forcing or outdoor planting. A new type, more than double the size of other forcing varieties, and does not get pithy or hollow. It is very early, although it is so large, the skin is crimson red, flesh pure white, crisp, sweet, tender. Sow seed thinly to allow root development.

**Wood's Early Frame.**—A long variety much used for forcing; is earlier than Long Scarlet and not quite as long.

**Chartier Improved.**—Shape long, but thicker than the Long Scarlet; color bright scarlet at top shading to white at the bottom; is of remarkable fine quality, keeping crisp, sweet and tender until it is an inch or more in diameter. One of the best for home garden.

**White Naples or Hospital.**—Medium long, skin and flesh white, fine grained, crisp, sweet and fine flavored; early, but at the same time is one of the best for summer use.

**California Mammoth White Winter.**—The largest of all Radishes; roots grow ten or twelve inches long; a good keeper, quality fine.

**Long Black Spanish Winter.**—Skin black, flesh white, crisp, tender, pungent and high flavored; one of the hardiest, a good keeper.

**Rose China Winter.**—Bright rose colored skin, flesh white, of the finest quality; root medium long, largest at the bottom end. This is one of the best for fall and winter use; a favorite market variety. All Radishes for winter use should be sown in August so they can make their growth in the cool weather in the fall. Store for winter use the same as other root crops.

## SQUASH

**CULTURE.**—The general principles of culture are about the same as for Cucumbers and Melons. If anything, they are more susceptible to cold and wet, and care must be taken not to plant too early. Squashes are not so particular in regard to soil as some other vine seed. At the same time nothing is lost by having the soil well enriched. Winter sorts should be planted about eight feet apart each way, and the summer varieties, 4 to 5 feet apart. The summer varieties are about all that can be grown successfully south.

**True Hubbard.**—Our strain of Hubbard is exceptionally fine, and this without doubt, is the most popular and best known of all the Winter Squashes. The skin is a dark olive green, and when ripe forms a hard, flinty shell; flesh bright orange color, very dry, fine grained, sweet and good flavored, cooks dry, either baked or boiled. Is a good keeper.

**Boston Marrow.**—A fall and winter variety of much merit; popular in the eastern markets, shape oval, skin bright orange color, when ripe mottled with cream color. Flesh rich salmon colored, dry, sweet and good flavored. This is one of the best sorts for canning and for pies.

**Early Summer Crookneck.**—One of the best, a standard variety, skin bright yellow, warty, of best quality and attractive appearance.

**Early White Bush Scalloped.**—A very early flat, scalloped-shaped variety; color of skin white, flesh tender, and good quality. This is a very popular Summer Squash, and by many considered the best.

**Fordhook.**—Early, dry and fine flavored; form, oblong; is sometimes classed with the winter varieties; a valuable general purpose squash for the south.

**Cocozell, or Italian Marrow.**—A variety producing large, oblong fruits, dark green at first but as they mature, becoming marbled with yellow and lighter green stripes.

## SPINACH

Should be planted in very rich ground, the richer the better. Sow in drills twelve to eighteen inches apart and begin thinning out the plants to about six inches apart when the leaves are an inch wide.

**Long Standing.**—An improved round seeded sort, combines all the good qualities of the ordinary kinds and has the additional one of being much longer fit for use before running to seed.

**Round Leaf.**—An old and standard variety; a popular sort with market growers.

**Prickly Seeded.**—One of the hardiest, will stand the severest winters with only a slight protection; leaf thick, fine flavored.

**Broad Leaf.**—Excellent and productive; round seed.

**Viroflay.**—A popular market variety of very quick, strong growth, producing an abundance of large, thick, roundish leaves.

**Bloomsdale.**—Very early and hardy, with leaves curled and wrinkled like a Savoy cabbage. Best for fall sowing.

## TOMATO

**CULTURE.**—A light, warm, garden soil that is not over rich is the best for Tomatoes. The seed should be planted in the house or hot bed about the first of March, thin out so the plants will have plenty room and not be crowded, keep warm, but give plenty of air so they will not grow spindling. When danger of frost is over, set them out in the open ground four feet apart each way. In transplanting set the plants deep in the ground and keep well watered and shade from the direct rays of the sun; cultivate thoroughly as long as the vines will permit. The quality and productiveness of the Tomato is greatly enhanced by tying the vines up to stakes or a trellis and keeping foliage trimmed out so they can get more sunlight. One ounce of seed will produce about 4,000 plants; it requires about 2,800 plants to the acre.

The Tomato is of easy culture; with the long, warm summers of the south come to their greatest perfection. For very early, plants should be started in January in the house or cold frame, but for ordinary purpose the seed can be planted where it will grow. Tomatoes do best on rather light soil. Our stocks of Tomato seed have made an enviable reputation. In localities where they are grown extensively for market our seed is the standard of excellence.

**Acme.**—This is one of the earliest of the purple fruited sorts; fruit of fair size, smooth and solid, vigorous and hardy; beginning early to bear and continuing until cut off by frost; a deservedly popular variety.

**Livingston's Favorite.**—A large, smooth, solid Tomato, remarkable for its productiveness, good shipping and canning qualities; color red.

**Optimus.**—A variety that is particularly fine for table use; fruit is medium size, color crimson scarlet; is very smooth and solid, not subject to rot at blossom end or cracking open; vine is medium size, but very vigorous and healthy.

**Field Beauty.**—Vine large and vigorous, fruit large, very smooth, solid and good quality; color a light purple, flesh pink; is productive; one of the best table sorts.

**Dwarf Champion or Tree.**—This is a distinct variety in foliage, also in habit of growth. It is very compact and dwarf, growing strong and tree-like, so that the fruit is held up clear from the ground and does not require stakes. Fruit is a purplish pink, round, smooth, and one of the best for quality and flavor; is medium early. A very desirable sort for private gardens and for forcing under glass, its dwarf habit of growth allowing it to be planted very close together, more than double the number of plants can be planted on the same ground than can be of the larger growing kinds.

**Livingston's Perfection.**—This is similar to the Trophy, but is considered to be an improvement over it in earliness, size and shape. It is a splendid sort for canning, market or home use; is bright red in color and has few seeds.

**Trophy.**—A standard and very popular variety; vine of medium size; fruit grows in compact clusters, very productive, smooth, large and solid; color bright red.

## TOMATO

**Ponderosa.**—An extremely large, irregular-fruited variety; vine tall and fruit very solid and purplish-carmine color.

**Golden Queen.**—Yellow flesh, superior distinct flavor; beautiful fruit.

**Earliana.**—Extra early and of excellent quality. Vines small but vigorous and productive. Fruits deep scarlet, medium to large, nearly round and exceptionally smooth for so early a variety.

**Improved Stone.**—The best main crop Red Tomato. Color bright scarlet; very smooth; ripening even to the stem without a crack; exceedingly solid and firm fleshed; an excellent shipper; quality the very best; not subject to rot; its appearance on market remarkably attractive; a heavy variety. It is the standard main crop Tomato for market gardeners and truckers, and superior for canning.

**Husk or Strawberry.**—The small yellow fruits are each enclosed in a husk. They are very sweet, prized for eating, preserving and making pies.

## TURNIP

**CULTURE.**—It scarcely requires any directions for culture of Turnips. If they have half a chance they will grow without any culture. For early garden use plant in drills fourteen inches apart as early in the spring as possible, thin to four inches in the row. For winter use they are usually sown broadcast during the latter part of July, and make their growth in the fall. Good results are had by sowing one pound to the acre in a field of corn just after the last plowing; the expense in seed and trouble is not large, and in case the corn is cut up and shocked in the field it gives the Turnips the best kind of an opportunity to produce a crop. One ounce of seed will plant 400 feet of drill; two and one-half pounds to the acre, either in drills or broadcast.

**Purple Top Strap Leaf.**—This is the old standby, more of it being sown for main crop than any other, almost as good as any for early and unsurpassed for late use; flesh white, of good quality for the table.

**Purple Top White Globe.**—Has all the good qualities of the Purple Top Strap Leaf, which it resembles in all points except shape, and the additional ones of being of much better form and more productive.

**White Flat Dutch or White Top Strap Leaf.**—In all respects the same as the Purple Top Strap Leaf, except the top of the bulb, which is a greenish white instead of purple.

**White Egg.**—One of the best for early garden use, as well as for winter; egg-shaped, pure white of the finest quality; top grows quite large and it will require thinning out further apart in the row than most other sorts.

**Yellow Stone.**—A popular yellow fleshed variety, fine for table use; flesh tender, sweet and solid; one of the best keepers.

**Golden Ball.**—One of the most delicate and sweetest of the yellow fleshed Turnips; grows to good size, globular in shape, flesh solid and tender; a good keeper and one of the best of all Turnips for table use.



## TURNIP

**Purple Top White Milan.**—Same as above, except that it has a purple top.

**Large Amber Globe.**—One of the best yellow fleshed varieties, grown usually for stock feeding. Roots of large size and globular shape; skin clear yellow, except the top which is tinged with green. Flesh fine grained and sweet. Keeps well and is a good cropper.

**Purple Top Early Munich.**—A purple top, flat Turnip of very rapid growth; one of the best for forcing and for extra early; quality good when small and young but not much recommended when they have attained their full growth.

**Extra Early White Milan Turnip.**—The Purple Top Milan is one of the most popular turnips for spring sowing, but in this new sort we have a splendid extra early turnip in which the extreme earliness, small top and tap root of the Purple Top Milan is united with clear white skin and flesh.

**Pomeranian White Globe.**—This is one of the most productive kinds, and in good, rich soil roots will frequently grow to twelve pounds in weight. It is of perfect globe shape; skin white and smooth; leaves large and dark green.

**Cow Horn.**—This variety is pure white except a little shade of green at the top, and is carrot-like in form, growing nearly half out of the ground, and slightly crooked.

**Seven Top.**—Grown extensively in the south for the tops which are used for greens. It is very hardy and will grow all winter. As it does not produce a good root it is only recommended for the tops.

**Southern Prize, or Dixie.**—A greatly improved Seven Top that produces a large, symmetrical turnip besides its abundant leaf, and the top formation makes it equally as valuable for turnip greens.

**Yellow Aberdeen.**—Very hardy and productive, a good keeper; globe shaped. Color pale yellow, with purple top. Very firm in texture, and closely resembling the Rutabaga in good keeping qualities. Good either for table or stock.

## RUTABAGA

**CULTURE.**—The seed should be sown about a month earlier than Turnips, they also require better soil and care. Make drills two feet apart and thin out to eight or ten inches in the row, cultivate often until they are large enough to take care of themselves.

**Improved American Purple Top.**—A very popular and standard sort; has a short neck and a small top; bulbs grow to very large size; flesh yellow, fine grained and of the best quality; is one of the most desirable varieties in cultivation.

**Skirving's Purple Top.**—A well known and excellent yellow fleshed variety, fine quality for table use and valuable for feeding stock.

**Carter's Imperial Swede.**—A most excellent variety for either stock or for table use; flesh yellow, sweet and tender; a good keeper.

## FLOWER SEED--GENERAL CULTURE

Very many complaints have been made about flower seed not germinating well, and in most cases it is not the fault of the seed, but the failure is the result of ignorance of what is the necessary treatment of the seed. Many varieties of flower seed are extremely small and the germ of the seed is a delicate affair, and unless the best of conditions are provided they fail to grow, and the seed is blamed and the seedsmen criticized for selling poor seed. The preparation of the soil is important, it should be made very fine, the top where the seed comes in contact with it should be run through a sieve. Do not plant too deep, the specially small seed should be scarcely covered at all, a good way to keep the moisture even is to cover the ground where the seed is planted with a cloth or burlap and keep that wet. After the seed have germinated the cloth, of course, should be removed. All seed to germinate demand that an even moisture and proper treatment be supplied during the entire period of germination, which varies according to the seed from a day to two weeks. By the use of these directions and a little judgment in the matter many disappointments will be saved.

### SWEET PEAS

Sweet Peas are undoubtedly at the head of the list of flowers for beauty and popularity. There is no flower that will yield such a profusion of blossoms of such a wonderful variety of colors. Great improvement has been made, in fact we now have an entirely new type known as the **Spencers**. The flowers of this type are enormous, and are beautifully waved and frilled on the edges. The stems are uniformly long and bear three or four blossoms to the stem. There is nothing more beautiful or fragrant than a bouquet of graceful **Spencer Sweet Peas**.

**CULTURE.**—Sweet Peas are very easy to grow anywhere if sown early. (Very early). Select an open, sunny place away from buildings or close fence. Before planting, have the soil well prepared, dig a trench about eight inches deep, put in three or four inches of well-rotted manure, mixing a little fine earth with the same. Sow the seed thickly and cover about two inches deep. As the plants grow, fill up the trench around them with rich earth. Furnish support early and keep the surface soil fine and mellow. Such planting and care will produce enormous quantities of flowers of the largest size. Keep the flowers picked off clean every day as fast as they open and they will bloom freely for several weeks.

**Fine Eckford Mixture.**—Containing the best of this type, in all colors.

**Spencer Mixture.**—Containing many of the new varieties and the best of the old.

The following are the best of the Eckfords and Spencers:

**Dainty.**—White with pink edges.

**Apple Blossom.**—Crimson.

**Mrs. Kenyon.**—Light primrose.

**Prima Donna.**—Pure pink.

**Navy Blue.**—Indigo.

**Othello.**—Dark maroon.

## SWEET PEAS---Spencer Type

- Asta Ohn.—Lavender tinted with mauve.  
 Apple Blossom.—(Spencer) Primrose and rose.  
 Countess Spencer.—Clear pink.  
 Helen Lewis.—Crimson orange.  
 Othello.—(Spencer) Maroon.  
 White Spencer.

**NOTE**—You will find a complete list and description of Flower Seed in the "Flower Seed Planting Table" on Page 60.

## PRICES

**A NON-WARRANTY:** We will exercise care to have all seed that we sell true to name and of the **Highest Grade**, and if it is possible, test all seed, that they may be sure of germination before they are sent out; but there are so many outside conditions on which the germination of seeds depend that it is impossible to warrant them, and it is expressly understood and agreed that they are not warranted in any respect, and we will not be responsible for the crop.

**BEANS NOTE.**—The prices opposite many varieties of beans and corn do not indicate that we have them in stock. We are completely sold out of many items and have priced them only to show our idea of what they are worth.

BEANS—Dwarf, Wax Podded.	100 lbs.
Improved Golden Wax.....	\$20.00
Golden Wax.....	20.00
Black Wax.....	20.00
Pencil Podded Black Wax.....	20.00
Currie's Rust Proof Black Wax....	20.00
Wardwell's Kidney Wax.....	22.50
Crystal Wax.....	20.00
Davis' White Wax.....	22.00
Flageolet Wax.....	22.00

BEANS—Dwarf, Green Podded.	
Burpee's Stringless Green Pod.....	18.00
Refugee, or 1,000 to 1.....	16.00
Extra Early Refugee.....	15.00
Improved Early Red Valentine.....	15.00
Early Yellow Six Weeks.....	14.00
Black Valentine.....	15.00
Dwarf Horticultural.....	15.00
Prolific Tree.....	14.00
Dwarf White Kidney.....	14.00
Henderson's Dwarf Lima.....	12.50
Burpee's Bush Lima.....	13.00

POLE BEANS—	
Kentucky Wonder.....	14.00
White Dutch Case Knife.....	12.00
Red Speckled Cut Short.....	14.00
White Creaseback.....	12.00
Lazy Wife.....	25.00
Horticultural or Cranberry.....	15.00
Large White Lima.....	12.00
King of the Garden.....	12.00
Small Lima or Siera.....	12.00

**CORN—Sweet or Sugar.**

Extra Early Cory.....	15.00
Early White Cory.....	15.00
Extra Early Adams.....	6.00
Peep o' Day.....	15.00
Malakoff.....	20.00
Early Iowa.....	20.00
Howling Mob.....	20.00
Morse's Golden Cream.....	25.00
Perry's Hybrid.....	20.00
Golden Bantam.....	25.00
White Mexican.....	20.00
Black Mexican.....	15.00
New Early' Champion.....	20.00
Kendall's Early Giant.....	18.00
Crosby's Early.....	20.00
Early Minnesota.....	15.00
Early Evergreen.....	20.00
Leonard's Narrow Grained Evergr	25.00
Zig-zag Evergreen.....	25.00
Stowell's Evergreen.....	20.00
Country Gentleman.....	25.00
Mammoth Sugar.....	20.00
Pop Corn—White Rice.....	Write for Prices

**PEAS—**

First and Best.....	9.00
Early Alaska.....	12.00
Improved Tom Thumb.....	9.00
McLean's Little Gem.....	9.00
American Wonder.....	9.00
Nott's Excelsior.....	9.00
Little Marvel.....	10.00
Gradus.....	10.00
Bliss' Everbearing.....	8.00
Horsford's Market Gardener's Pea	9.00
McLean's Advancer.....	9.00
The Harvester.....	\$12.00
Carter's Stratagem.....	10.00
Improved Pride of the Market.....	10.00
Yorkshire Hero.....	8.00
Dwarf Telephone or Daisy.....	\$12.00
Carter's Telephone.....	10.00
Large White Eyed Marrowfat.....	10.00
Champion of England.....	9.00
Dwarf Gray Sugar, Edible Pods....	10.00
Tall Gray Sugar, Edible Pods.....	10.00
Field Peas.....	Write for prices.

**NOTE.**—The above prices on beans, corn and peas are for 100 lbs. Amounts at 25 lbs., of one variety, will be charged at 100 lb. rates, but for smaller quantities than 25 lbs. add one cent per lb. to above prices.

**ASPARAGUS—**

	1 to 5 lbs.	5 to 10 lbs.
Palmetto.....	\$ .35	\$ .30
Columbian Mammoth White.....	.30	.25
Conover's Colossal.....	.30	.25

**BEETS—**

Eclipse Blood Turnip.....	\$ .75	\$ .70
Extra Early Egyptian.....	.60	.55
Crosby's Egyptian.....	1.00	.90

	1 to 10 lbs.	Over 10 lbs.
Early Blood Turnip.....	.60	.55
Dewing's Blood Turnip.....	.60	.55
Edmand's Blood Turnip.....	.60	.55
Crimson Globe.....	1.00	.90
Detroit Dark Red.....	1.00	.90
Long Smooth Blood.....	.50	.45
Swiss Chard or Sea Kale.....	.90	.85

**MANGEL WURZEL—**

Mammoth Long Red.....	.35	.30
Golden Tankard.....	.35	.30
Half Sugar.....	.35	.30
Orange Globe.....	.35	.30
Siudstrup.....	.35	.30

**SUGAR BEETS—**

Klein-Wanzleben.....		Sold Out
Vilmorin's Improved.....		" "

**CABBAGE—**

Early Jersey Wakefield.....	\$1.50	\$1.40
Early Winnigstadt.....	\$1.50	\$1.40
Early York.....	1.35	1.25
Charleston Wakefield.....	\$1.50	\$1.40
Copenhagen Market.....	2.50	2.40
Early Flat Dutch.....	1.35	1.25
Henderson's Early Summer.....	1.35	1.25
Early Drumhead.....	1.35	1.25
Succession or All Seasons.....	1.35	1.25
Stein's Early Flat Dutch.....	1.35	1.25
All Head or Faultless.....	1.75	1.65
Surehead.....	1.35	1.25
Louisville Drumhead.....	1.35	1.25
Volga.....	1.35	1.25
Short Stem Drumhead.....	1.35	1.25
Glory of Enkhuizen.....	2.25	2.15
Danish Improved Brunswick.....	1.75	1.65
Large Late Drumhead.....	1.35	1.25
Imp. Premium Late Flat Dutch.....	1.35	1.25
Marble Head Mammoth.....	1.75	1.65
Hollander or Danish Ball Head.....	2.25	2.15
Danish Roundhead.....	2.25	2.15
Perfection Drumhead Savoy.....	2.00	1.90
Red Dutch Drumhead.....	2.25	2.15

**CARROT—**

Fr. Forcing or Earliest Shorthorn....	1.50	1.40
Early Scarlet Horn.....	1.00	.90
Danver's Half Long.....	1.00	.90
Ox Heart or Guernade.....	1.00	.90
Improved Long Orange.....	1.00	.90
Chantanay Stump Rooted.....	1.00	.90
Half Long Nantes Stump Rooted..	1.00	.90
St. Valery.....	1.00	.90
Large White Belgian.....	.40	.35
Yellow Belgian.....	.40	.35

**CAULIFLOWER—**

	Per oz.	Per lb.
Henderson's Early Snowball.....	\$1.25	\$16.00
Early Dwarf Erfurt.....	1.25	16.00
Extra Early Paris.....	.35	3.00

	1 to 5 lbs.	5 to 10 lbs.
<b>BRUSSELS SPROUTS</b> .....	\$1.50	\$1.40

<b>BROCOLI</b> .....	2.50	2.40
----------------------	------	------

**CELERY—**

Golden Self Blanching.....	\$10.00	\$9.50
Boston Market.....	1.50	1.40
Golden Hearted Dwarf.....	1.25	1.15
White Plume.....	1.25	1.15

**CELERIAC—**

Large Smooth Prague.....	1.35	1.25
--------------------------	------	------

**COLLARDS—**

Georgia Southern.....	.35	.30
-----------------------	-----	-----

**CORN SALAD.....**

	.35	.30
--	-----	-----

**CHERVIL.....**

	.50	
--	-----	--

**CHIVES.....****CHICORY.....**

	.75	.70
--	-----	-----

**CRESS—**

Water Cress.....	2.50	
Garden Cress.....	.50	

Per Pound

**CUCUMBER—**

	1 to 5 lbs.	5 to 10 lbs.
--	-------------	--------------

Early Russian.....	\$ .55	\$ .50
--------------------	--------	--------

Early Green Cluster.....	.55	.50
--------------------------	-----	-----

Early Frame or Short Green.....	.55	.50
---------------------------------	-----	-----

Improved Early White Spine.....	.50	.45
---------------------------------	-----	-----

Boston Pickling.....	.50	.45
----------------------	-----	-----

Chicago Pickling.....	.50	.45
-----------------------	-----	-----

Nichols' Medium Green.....	.50	.45
----------------------------	-----	-----

Improved Long Green.....	.60	.55
--------------------------	-----	-----

Long Green Turkey.....	.60	.55
------------------------	-----	-----

Green Prolific.....	.50	.45
---------------------	-----	-----

Davis' Perfect.....	.55	.50
---------------------	-----	-----

Wild Cucumber.....	.75	.70
--------------------	-----	-----

**EGG PLANT—**

	1 to 5 lbs.	5 to 10 lbs.
--	-------------	--------------

New York Improved.....	4.50	4.35
------------------------	------	------

Black Beauty.....	5.00	4.75
-------------------	------	------

**ENDIVE—**

White Curled.....	.75	.70
-------------------	-----	-----

Green Curled.....	.75	.70
-------------------	-----	-----

**KALE—**

Dwarf Scotch Curled.....	.45	.40
--------------------------	-----	-----

Green Scotch.....	.35	.30
-------------------	-----	-----

**KOHL RABI—**

Early White Vienna.....	1.20	1.10
-------------------------	------	------

Purple Vienna.....	1.20	1.10
--------------------	------	------

**HERBS—**

Sweet Marjoram.....	1.00	
---------------------	------	--

Thyme.....	1.50	
------------	------	--

Summer Savory.....	1.00	
--------------------	------	--

Sage.....	1.25	
-----------	------	--

Lavender.....	1.50	
---------------	------	--

Fennel.....	.75	
-------------	-----	--

Hop Vine.....	.40 oz.	
---------------	---------	--

Dill.....	.50	
-----------	-----	--

Caraway.....	.50	
--------------	-----	--

Basil.....	.65	
------------	-----	--

Rosemary.....	2.00	
---------------	------	--

Anise.....	.50	
------------	-----	--

**LEEK—**

Large London Flag.....	.75	.70
------------------------	-----	-----

**LETTUCE—**

Simpson's Early Curled.....	.45	.40
-----------------------------	-----	-----

Black Seeded Simpson.....	.45	.40
---------------------------	-----	-----

Improved Hanson.....	.45	.40
----------------------	-----	-----

New York.....	.70	.65
---------------	-----	-----

Big Boston.....	.60	.55
Iceberg.....	.60	.55
Salamander.....	.60	.55
Prizehead.....	.45	.40
White Summer Cabbage.....	.60	.55
Early Curled Silesia.....	.45	.40
California Cream Butter.....	.60	.55
Early Tennis Ball.....	.60	.55
May King.....	.60	.55
Grand Rapids Forcing.....	.60	.55
White Cos.....	.60	.55
<b>MUSKMELON—</b>		
Osage.....	.60	.55
Green Nutmeg.....	.50	.45
Tip Top.....	.50	.45
Early Hackensack.....	.50	.45
Paul Rose.....	.50	.45
Improved Jenny Lind.....	.50	.45
Rocky Ford.....	.50	.45
Gold Lined Rocky Ford, selected stock.....	1.00	sealed bags
Montreal Market.....	.50	.45
Bay View.....	.50	.45
Burrell Gem.....	.50	.45
Emerald Gem.....	.60	.55
Hoodoo.....	.50	.45
Shumway's Giant.....	.75	.70
Banana.....	.75	.70
<b>WATERMELON—</b>		
Tom Watson.....	.50	.45
Kleckley's Sweets.....	.50	.45
Sweet Heart.....	.35	.30
Halbert's Honey.....	.35	.30
Peerless or Ice Cream.....	.35	.30
Florida Favorite.....	.35	.30
Kolb's Gem.....	.35	.30
Cuban Queen.....	.35	.30
Alabama Sweet.....	.35	.30
Dixie.....	.35	.30
Phinney's Early.....	.35	.30
Cole's Early.....	.35	.30
Seminole.....	.35	.30
Angel's Kiss.....	.35	.30
Mammoth Iron Clad.....	.35	.30
Gray Monarch.....	.35	.30
McIver's Wonder Sugar.....	.35	.30
Mountain Sweet.....	.35	.30
Georgia Rattlesnake.....	.35	.30
Light Round Icing.....	.35	.30
Dark Icing.....	.35	.30
Iceberg or Blue Gem.....	.35	.30
Citron.....	.45	.40
<b>MUSTARD—</b>		
White English.....	.20	.15
Southern Giant Curled.....	.25	.20
Fordhook Fancy or Ostrich Plume	.25	.20
Chinese or Large Leaved.....	.25	.20
Bloomsdale.....	.25	.20
Large Smooth Leaved or Ele- phant's Ear.....	.25	.20
<b>OKRA—</b>		
Improved Dwarf White.....	.30	.25
Long Green.....	.30	.25

**ONION—**

Extra Early Red.....	1.50	1.40
Large Red Wethersfield.....	1.25	1.15
Yellow Globe Danver's.....	1.40	1.35
Yellow Danver's Flat.....	1.25	1.15
South Port Red Globe.....	1.50	1.40
South Port White Globe.....	2.50	2.40
White Portugal.....	2.50	2.40
Spanish King or Prizetaker.....	1.50	1.40
Australian Brown.....	1.25	1.15
Mammoth Silver King.....	2.50	2.40
Extra Early Pearl.....	3.00	2.85
Ohio Yellow Globe.....	1.65	1.55
Yellow Strasburg.....	1.25	1.15
Crystal Wax Bermuda.....	2.00	1.90
White Bermuda.....	1.50	1.40
Red Bermuda.....	1.50	1.40

**PARSNIP—** Hollow Crown..... .30 .25

**PEPPER—**

Large Bell or Bull Nose.....	2.50	2.40
Long Red Cayenne.....	2.00	1.90
Ruby King.....	3.00	2.90
Golden Dawn.....	2.50	2.40
Sweet Mountain.....	2.50	2.40
Chinese Giant.....	4.00	3.90
Neapolitan.....	2.50	2.40

**PARSLEY—**

Champion Moss Curled.....	.35	.30
Turnip Rooted.....	.50	.45

**PUMPKIN—**

Connecticut Field.....	.30	.28
Sweet or Pie.....	.45	.40
Tennessee Sweet Potato.....	.30	.28
Large Cheese or Kentucky Field...	.45	.40
Striped Cushaw or Crookneck.....	.85	.80
Mammoth Tours.....	.45	.40

**RADISH—All French Crown Except Where Noted.**

Early Scarlet Turnip.....	.40	.35
Ey. White Tipped Scarlet Turnip..	.45	.40
French Breakfast.....	.40	.35
Rosy Gem.....	.45	.40
Early Deep Scarlet Olive Shaped...	.40	.35
Early White Olive Shaped.....	.40	.35
Early White Turnip.....	.40	.35
Early Long Scarlet Short Top.....	.35	.30
White Vienna or Lady Finger.....	.35	.30
White Icicle.....	.35	.30
Long White Strasburg.....	.40	.35
Cincinnati Market.....	.35	.30
Crimson Giant.....	.45	.40
Wood's Early Frame.....	.40	.35
Chartier Improved.....	.35	.30
White Naples or Hospital.....	.40	.35
Calif. Mammoth White Winter.....	.40	.35
Long Black Spanish Winter.....	.40	.35
Rose China Winter.....	.40	.35

**SQUASH—**

True Hubbard.....	.65	.60
Boston Marrow.....	.65	.60
Early Summer Crookneck.....	.75	.70
Giant Crookneck.....	1.00	.90
Early White Bush Scalloped.....	.70	.65
Fordhook.....	.65	.60
Cocozell or Italian Marrow.....	.65	.60



<b>SPINACH</b> — Long Standing.....	.80	.75
Round Leaf.....	.80	.75
Prickly Seeded.....	.80	.75
Broad Leaf.....	.80	.75
Viroflay.....	.80	.75
Bloomsdale.....	.80	.75

**TOMATO—**

Detroit.....	2.50	2.40
Chalk's Early Jewel.....	1.50	1.40
Acme.....	1.50	1.40
Livingston's Favorite.....	1.50	1.40
Optimus.....	1.50	1.40
Field Beauty.....	1.50	1.40
Dwarf Champion or Tree.....	2.25	2.15
Livingston's Perfection.....	1.50	1.40
Trophy.....	1.50	1.40
Ponderosa.....	4.00	3.90
Golden Queen.....	1.50	1.40
Earliana.....	2.00	1.90
Improved Stone.....	1.50	1.40
Husk or Strawberry.....	1.50	

**TURNIP—**

Purple Top Strap Leaf.....	.25	.22
Purple Top White Globe.....	.25	.22
White Flat Dutch or White Top Strap Leaf.....	.40	.38
White Egg.....	.25	.22
Yellow Stone.....	.30	.28
Golden Ball.....	.30	.28
Purple Top Early Munich.....	.60	.55
Extra Early White Milan.....	.60	.55
Purple Top White Milan.....	.60	.55
Pomeranian White Globe.....	.25	.22
Cow Horn.....	.40	.38
Seven Top.....	.25	.22
Southern Prize or Dixie.....	.25	.22
Large Amber Globe.....	.30	.28
Yellow Aberdeen.....	.30	.28

**RUTABAGA—**

Improved American Purple Top.....	.40	.35
Skirving's Purple Top.....	.40	.35
Carter's Imperial Swede.....	.40	.35

**FLOWER SEEDS IN BULK—**

We carry a full line. If in the market write for quotations.

**NASTURTIUM—**

Dwarf.....	.60	.55
Tall.....	.50	.45

**SWEET PEAS—**

Eckford's Mixed.....	.50	.45
Spencer Mixed.....	1.25	1.20

lb.  
Eckford's Named Varieties Listed .75  
Spencer's Named Varieties Listed 1.50

**LAWN GRASS**..... 1 lb. .15 10 lb. .15

**SUN FLOWER**..... Write for prices and samples

<b>WHITE CLOVER</b> .....	"	"	"	"
<b>RED CLOVER</b> .....	"	"	"	"
<b>ALFALFA</b> .....	"	"	"	"
<b>KENTUCKY BLUE GRASS</b> .....	"	"	"	"
<b>RED TOP</b> .....	"	"	"	"
<b>TIMOTHY</b> .....	"	"	"	"
<b>MILLET</b> .....	"	"	"	"
<b>BIRD SEED (bulk)</b> .....	"	"	"	"

# The Handiest Device on the Market for Bulk Seed Business

## Our BULK SEED Cabinet

This illustration shows a very attractive display of Bulk Seed. It certainly pays the dealer to aim at a display as the profit on bulk seed is very large for the dealer. The glass-front case is a showy and handy way to place for sale such seed as Turnip, Onion, Radish, Beet etc., staples in small seed. Room for 16 varieties. Seed put in top and are taken out at the bottom in rear. Limited number at \$2.00 ea.



## READ EVERY WORD--- IT MEANS DOLLARS TO YOU

We venture the assertion that there is nothing a retailer can handle that will pay as much profit for the amount invested, and the attention it requires, as a well selected line of bulk garden seeds. We are often met with the remark that it is a "penny business," and they have no time to give to it. The sales are not usually large, but what is the difference in the net profit—and that is what we are doing business for—between doing up a customer ten cents worth of seed with a clear profit of eight cents, or weighing out twenty or more pounds of sugar for the same or less profit? If there is any difference it is in favor of the ten-cent deal in seeds. One thing sure, there is nothing a dealer can handle that is more staple in their season than a line of garden seeds. Seeds are something that everyone buys; and there are so many dealers in every town who do not think it worth their valuable time to bother with, that it always leaves a good opening for any who will give it the attention it so well deserves, and it only requires the same amount of attention to make it a success that it does to handle any other line of goods. Study the wants of your trade the same as you would for any other line of goods you handle; buy according to your needs and take care of the stock after you get it. During the planting time have it carefully labeled and exposed to view in the most conspicuous way you can, and after the seed trade is over do not leave them around to be ruined during the summer, but invoice and put carefully away where they will keep dry and safe from mice. If this is done there is no chance for loss in what you carry over, for only with a slight exception, everything there is any trade for in bulk seed is just as good, if well kept, for a number of years.

**What to Buy.**—Many dealers would like to handle a line of bulk goods if they knew what kind of an order it would be safe to buy; of course it would be a difficult matter to give you here a sample order that would be just the thing for all trades and localities, but we aim to suggest only a small line of staple goods that will come nearly applying to all. In the first place, our advice is not to buy too much until by experience of a year or so you have determined just the wants of your trade. The first item on the list is Beans; south of us they are more staple than in this latitude. It is safe to include some of the Dwarf Wax sorts in an order; those farther south will not miss it by buying some of the green pods and pole varieties. In Peas, the dwarf, early kinds are the best sellers, and no order is complete without a liberal quantity, say a bushel or more, assorted, such as American Wonder, Little Gem, First and Best, etc. Sweet Corn is always staple, a small quantity for extra early garden use, and as the later sorts are used quite largely for field culture to make green feed, several bushels in most cases will not be too much. Of the small seeds Onions and Turnips are the most staple. There is also a big profit in handling Beets, Cucumbers, Melons, Radish and Squash, as they retail at 10 cents per ounce, and cost

from 20 to 50 cents per pound; also Lettuce and Cabbage, which retail at 15 cents per ounce, and cost 40 cents to \$1 per pound. Study the wants of your trade, give this line the study and care that the profits justify, and you will find it the most satisfactory of any line you handle.

## LIFE OF SEEDS

Many of our customers have asked us at different times for a chart giving the number of years that seed will retain its vitality. It is impossible to lay down a fixed rule covering the length of life of seed, as so much depends on weather conditions at the time the seed is forming and later when it is maturing. For instance: Onion seed can usually be kept safely for one or two years, yet some seed is grown and harvested under such ideal conditions that it will retain its vitality for three or four years.

The following table gives the average life of various kinds of garden seed. Seed of strong vitality should do better than indicated; but where seed is carried longer, it should be carefully tested.

Variety	Length of Life	Days to Germinate	Days to Mature
Artichoke.....	5	12-20	90-120
Asparagus.....	4	18-30	2d year
Bean.....	3	4-8	35-90
Beet.....	5	7-15	45-65
Broccoli.....	5	4-10	150-200
Brussels Sprouts.....	5	4-10	150-200
Cabbage.....	5	4-10	90-120
Carrot.....	4	14-21	50-70
Cauliflower.....	5	4-10	100-150
Celery.....	5	12-21	110-150
Chervil.....	2	14-21	60
Collards.....	4	4-10	50
Sugar Corn.....	3	4-10	70-90
Corn Salad.....	8	12-15	50-60
Cress.....	5	4-7	30
Cucumber.....	8	5-10	50-80
Egg Plant.....	5	7-21	120
Endive.....	8	3-7	80-90
Leek.....	2	4-10	90
Lettuce.....	4	4-6	21-60
Musk Melon.....	8	5-10	70-90
Water Melon.....	8	7-14	70-90
Kohl Rabi.....	5	4-10	60
Kale.....	5	4-10	50-60
Mustard.....	8	3-7	30
Okra.....	4	6-10	60
Onion.....	2	5-10	100-130
Parsley.....	3	18-30	30
Parsnip.....	2	7-14	150-200
Peas.....	4	4-10	50-70
Pepper.....	2	7-18	100-120
Pumpkin.....	6	5-10	120-150
Radish.....	5	3-5	20-25
Rhubarb.....	3	7-14	2d year
Salsify.....	3	7-14	150-170
Sorrel.....	2	7-14	
Spinach.....	5	7-14	40-50
Squash.....	6	5-10	50
Tomato.....	4	6-14	100-120
Turnip.....	5	3-5	60-90

## Suggestions for Storing Seed

Seeds should be kept in a dry, airy room—not too hot. They should be put into cloth sacks and suspended from a rack or from ceiling rafters. The bags should not touch the wall. Seeds should be examined occasionally during the warm season to see if insects have gotten into them, indications of insect life being lumpiness or forming of small balls or the presence of a fine web in the seed. If these are present the seed should be taken out and cleaned carefully with a sieve and the drawer, bin or sack, carefully cleaned. A few tar balls or a piece of tar paper put in each sack or bin will serve to keep insects away, though this is not a sure preventative.

## The Lawn

**Preparation or Care of Lawn.**—To have a perfect lawn the ground must be thoroughly prepared for the seed; too much care cannot be taken to have the soil rich and mellow; first plow or spade, working in all the well-rotted manure you can, then carefully rake, making the surface perfectly smooth; after sowing the seed as evenly as possible, rake it lightly and roll the ground smooth with a heavy roller. When the grass has made a good start, begin cutting it frequently with a lawn mower. Do not stint the quantity of seed sown, and do not fail to have the ground rich and well prepared, or a poor lawn will be the result, no matter how good the seed used. For ordinary purposes about six bushels of seed are required to the acre. For croquet or tennis grounds use at the rate of eight bushels to the acre. One pound of seed will properly sow 300 square feet of surface.

## Importance of Good Seed

The importance of good grass seed can hardly be overestimated. The preparation of the ground for a lawn is of no avail unless you sow good seed. Pay a fair price for it—you can't buy good seed cheap. We sell one grade of lawn grass and that is the best. Always buy our "HIGH GRADE" Mixture and be assured of getting the best lawn grass on the market without paying a fancy price for it. Write for prices in bulk.

## SEED TESTERS

You should have a Seed Tester. They are necessary and inexpensive. Ask for a special catalog of Standard Seed Testers.

# \* PLANTING TABLE

SEEDS—EARLY		Note	Date	Rows Apart	Plants Apart	Depth	To 50 ft. row	Days to mature
Beet.....	E. S.	April 15-July 1	12-15 in.	2-4 in.	1-1½ in.	1 oz.	60-120	
Carrot.....	E. S.	April 15-July 1	12-15 in.	2-3 in.	1-1½ in.	1 oz.	70-90	
Endive.....	F. S. F.	June-July	12-15 in.	12 in.	1 in.	1 oz.	75-100	
Lettuce.....	E. S. F.	May-August	12-15	8-12	1 in.	1 oz.	75-100	
Onion.....	A.	April 1	12-14	2-4 in.	1 in.	1 oz.	120-175	
Parsnip.....	A.	April 1	15-18	3-5 in.	1-2 in.	1 oz.	100-150	
Peas, early.....	E. F.	April 1-Aug. 1	2-4 ft.	2-4 in.	1-2 in.	1 pt.	50-75	
Peas, main.....	E. S.	April 15-June 15	2-4 ft.	2-4 in.	2-4 in.	1 pt.	60-90	
Radish.....	S.	April 1-Sept. 1	1 ft.	2-3 in.	1 in.	1 oz.	25-50	
Salsify.....	A.	April 1	15-18 in.	2-4 in.	1 in.	1 oz.	125-150	
Swiss Chard.....	A. E. F.	April 15	18 in.	8-12 in.	1 in.	1 oz.	60-75	
Turnip.....	S. E. F.	April 1-Aug. 1	15-18 in.	3-6 in.	1 in.	1 oz.	60-75	
<b>SEEDS—LATE</b>								
Beans.....	E. S.	May 1-June 15	15-24 in.	3-6 in.	1-2 in.	1 pt.	45-90	
Beans, pole.....	E. S.	May 1-June 15	4 ft.	3-4 ft.	1-2 in.	1 pt.	65-100	
Melons, Musk.....	A.	May	4-6 ft.	4-6 ft.	1-1 in.	1 oz.	90-120	
Melons, Water.....	A.	May	6-8 ft.	6-8 ft.	1 in.	1 oz.	100-125	
Pumpkin.....	A.	May	6-8 ft.	6-8 ft.	1 in.	1 oz.	100-130	
Squash, Summer.....	A.	May	4-6 ft.	3-6 ft.	1 in.	1 oz.	60-75	
Squash, Winter.....	A.	May	6-8 ft.	6-8 ft.	1 in.	1 oz.	100-125	
<b>PLANTS</b>								
Cabbage.....	E. F.	April-July	2-3 ft.	1½ ft.		35	60-90	
Cauliflower.....	E. F.	April-July	2-3	1½ ft.		35	50-90	
Celery.....	F. S. F.	May 15-July 15	2-4	6-12 in.		75-100	125-150	
Lettuce.....	E. S. F.	April 1	12-15	8-12		50-75	40-60	
Egg Plant.....	A.	June 1	2½ ft.	2 ft.		25	40-60	
Pepper.....	A.	June 1	2½ ft.	2 ft.		25	40-60	

NOTE: A—Plants remaining the whole season. E—Plants maturing quickly enough to be followed by others. F—Usually sown or planted late enough to follow some earlier crop. S—Vegetables of which several sowings should be made during the season to maintain a table quality. \*We are in debted to the "HOUSE and GARDEN" Magazine for the above table.

# FLOWER PLANTING TABLE

VARIETIES	*Group	*General Method	Time of Flowering	Height in Inches	COLOR	Distance Apart	Notes and adapted for use in
Alyssum	H. A.	X. Z.	May-Frost	8-10	White, Lilac	4-8	White, low borders
Ageratum	H. A.	X. Y. S.	June-Frost	12	Blue, White	6-12	Compact, dense edging
Aster	H. H.	X. Y.	July-Sept.	18-30	Various	12-18	Cutting, masses
Balsam	H. H.	X. Y.	June-Sept.	10-18	Various	15-20	Foreground and borders
Candytuft	H. A.	X. Y.	June-Sept.	6-18	White, Crimson, Carmine	4-12	Solid masses
Cypress Vine	T. A.	Z.	July-Oct.	10ft-20ft	Scarlet, White	4-6	Graceful vine, porches
Clarkia	H. A.	Y. Z.	June-Sept.	10-36	White, red, yellow, purple	8-18	Bright, low or tall borders.
Calif. Poppy	H. A.	Z.	August	12	Orange, Yellow, White	6-8	Solid beds
Cosmos	T. A.	X. X.	August-Frost	2ft-8ft	White, Pink, Red	12-24	Backgrounds, cutting
Forget-me-not	H. H.	X. Z. S.	April-July	6-12	Blue, White	6	Dainty, low edging
Four O'Clock	H. A.	Y. Z.	July-Aug.	20-30	Blue, White, Red	10	Borders
Hollyhock	H. P.	X. X.	July-Frost	6ft-10ft	Various	3ft	Plant in fall, background, fences.
Larkspur	H. A.	Z.	June-July	18-36	Blue, White, Pink	6-12	Cutting
Mourning Bride	H. A.	Y. Z.	June-Aug.	15-30	White, yellow, red, blue	8-12	Cutting
Mignonette	H. A.	X. Y. Z.	July-Sept.	12-18	Golden, Reddish Yellow	6	Fragrant, cutting
Morning Glory	H. A.	X. Z. S.	July-Sept.	10ft-20ft	Various	4-12	Quick-growing vine
Marigold	H. A.	X. Y. Z.	July-Frost	10-36	Pale Gold and Orange	6-18	Masses and edging
Nasturtium	H. H.	Z.	July-Frost	12-18	Various	4-6	Masses, borders, cutting, climbing
Poppy	H. A.	Z.	July-Sept.	6-10	White, Scarlet	4	Low masses
Phlox	H. P.	X. Z.	July-Sept.	12-30	Various	12-18	Hardy border, background
Pennia	H. H.	X. Y. Z.	July-Frost	12-24	Various	8-12	Masses, low screens
Pansy	H. A.	X. Z. S.	May-June	6	Various	6-8	Edges, low masses, cutting
Pink	H. P.	X. Y. Z.	Aug.-Frost	10-18	White to Rose	5-8	Cutting
Portulaca	H. A.	X. Y. Z.	July-Frost	6-10	White, Yellow, Red	4-6	Edging
Sweet Pea	H. H.	X. Z.	June-Sept.	3-6	Various	3-4	Cutting
Stock	H. H.	X. Y.	June-Sept.	12-24	Various	6-12	Fragrant cutting
Salvia	H. H.	X. X.	Aug.-Frost	12-36	Scarlet	6-12	Edging, masses
Verbena	H. H.	X. Y. S.	July-Frost	6-9	Various	12-18	Low, bright masses
Zinnia	H. A.	X. Y. Z.	July-Frost	12-30	Various	8-12	Masses, low edging

**\*Key Letters.** A—Annual. B—Biennial. P—Perennial. H—Hardy. HH—Half-hardy. T—Tender. S—Will succeed in partial shade. X—Start in doors or under glass early in spring and transplant to flats or pots. Half-hardy and tender sorts require proportionately more heat than hardy sorts; the latter should be given about 50 degrees night temperature. Y—Sow in seed border in the open and transplant. Z—Sow outside in spring where plants are to remain, thinning out to proper distance before plants crowd.

**NOTE**—We are indebted to the "GARDEN" Magazine for the above excellent table.

# WHAT WE PACKET

The following is a list of the varieties we packet.

Mammoth Flat Packets at 1½ cents each:

## BEET

Early Blood Turnip.  
Egyptian Blood Turnip.  
Long Smooth Blood.  
Swiss Chard.

## CABBAGE

Early Jersey Wakefield.  
Early York.  
Early Winnigstadt.  
Early Flat Dutch.  
Early Drumhead.  
Surehead.  
Prem. Late Flat Dutch.  
Large Late Drumhead.  
Hollander.  
Savoy.  
All Seasons.  
Red Dutch.

## CARROT

Early Horn.  
Danver's Half Long.  
Long Orange.

## SALSIFY

White French.

## CUCUMBER

Improved Long Green.  
Early Frame.  
Boston Pickling.  
Early Cluster.  
White Spine.

## WATERMELON

Ice Cream or Peerless.  
Sweet Heart.  
Dixie.  
Georgia Rattlesnake.  
Phinney's Early.  
Alabama Sweet.  
Tom Watson.  
Kleckley's Sweets.

## MUSKMELON

Nutmeg.  
Osage.  
Early Hackensack.  
Rocky Ford.

## SQUASH

Hubbard.  
Early Sum. Crookneck.  
Boston Marrow.  
White Bush Scalloped.

## PARSNIP

Hollow Crown.

## LETTUCE

Prize Head.  
Early Curled Silesia.  
Black Seeded Simpson.  
Hanson.  
California Cream Butter.  
Big Boston.

## MUSTARD

Smooth Leaved.  
Chinese Curled.

## ONION

Extra Early Red.  
Large Red Wethersfield.  
Yellow Globe Danvers.  
White Portugal, Pickling.  
Red Globe.  
White Globe.

## RADISH

Early Scarlet Turnip.  
Early Long Scarlet.  
French Breakfast.  
Chartier, Imp.  
White Strasburg.  
White Icicle.  
Early White Turnip.  
Black Spanish, Winter.  
China Rose, Winter.  
Ey. Scar. Turnip, Wh. Tip  
Mixed.

## RUTABAGA

Im. Am. Purple Top.

## TOMATO

Acme.  
Trophy.  
Optimus.  
Dwarf Champion.  
New Stone.  
Ponderosa.  
Golden Queen.

## VARIETIES

Asparagus.  
Cauliflower.  
Celery, G. H. Dwarf.  
Celeriac.  
Collard's Georgia.  
Egg Plant.  
Endive.  
Leek.  
Okra.  
Parsley, Moss Curled.  
Parsley, Hamburg.  
Spinach.  
Sage.  
Sweet Marjoram.  
Thyme.  
Summer Savory.  
Kale, Dwarf German.  
Kale, Tall.  
Kohl Rabi, Wh. Vienna.  
Ground Cherry.  
Tobacco.  
Rhubarb.

## PEPPER

Bull Nose.  
Red Cayenne.



**TURNIP**

Purple Top Strap Leaf.  
White Egg.

Purple Top White Globs.  
Orange Globe.  
Wh. Top Strap Leaf.

Flower Packets at 2 cents each:

Alyssum.  
Ageratum.  
Antirrhinum.  
Aster.  
Balsam.  
Candytuft.  
Cypress Vine.  
Clarkia.  
California Poppy.  
Cosmos.  
Forget-me-not.  
Four O'clock.  
Godetia.  
Hollyhock.  
Helichrysum.  
Larkspur.  
Mourning Bride.

Mignonette.  
Morning Glory.  
Marigold.  
Nasturtium Tall.  
Nasturtium Dwarf.  
Poppy.  
Phlox.  
Petunia.  
Pansy.  
Pink.  
Portulaca.  
Sweet Pea.  
Stock.  
Salvia.  
Verbena.  
Zinnia.

Large Flat Packages at 50 cents the dozen.

**FLOWER SEEDS**

Sweet Peas, Mixed.  
Nasturtium, Dwarf.  
Nasturtium, Tall.

**TURNIP—2 Oz.**

Purple Top Strap Leaf.  
Purple Top White Globe.  
White Top Strap Leaf.  
Seven Top.  
Pomeranian White Globe.  
Cow Horn.

**RUTABAGA**

American Purple Top.

**CARTONS****BEANS**

In Cartons 70c.  
Per Dozen.

Improved Golden Wax.  
German Black Wax.  
Burpee's Stringless Green  
Pod.  
Refugee or 1,000 to 1.  
Early Red Valentine.  
Early Yellow Six Weeks.  
Kentucky Wonder, Pole.  
White Dutch Case Knife.  
Large White Lima.  
Dwarf Lima.

**CORN**

In Cartons 40c.  
Per Dozen.

Stowell's Evergreen.  
Early Minnesota.  
Extra Early Cory.  
Golden Bantam.

**PEAS**

In Cartons 70c.  
Per Dozen.

McLean's Little Gem.  
American Wonder.  
Extra Early.  
Improved Tom Thumb.  
Bliss' Everbearing.  
White Eye Marrowfat.  
Champion of England.

**TURNIP**

1/4-lb. @ 80c Per  
Dozen.

Purple Top Strap Leaf.  
Amber Globe.  
Purple Top White Globe.  
White Top Strap Leaf.  
Seven Top.

**RUTABAGA**

1/4-lb. @ 80c Per  
Dozen.

American Purple Top.

**WATERMELON**

1/4-lb. cartons, any  
variety .....\$1.00

**TOMATO**

1/4-lb. cartons, any  
variety .....\$4.00

**CABBAGE**

1/2-lb. cartons, any  
flat variety .....\$8.00

## *We Are Not Satisfied*

when we sell you an order for seeds. We want to sell you again and again in ever increasing amounts. But we realize that we can not hope to do this if you carry over a quantity of our seeds. We are therefore serving our own best interests as well as yours when we set ourselves to the task of

## *Helping You Sell the Seed*

Too many merchants regard their Seed business as a penny proposition and give it scant attention. But those merchants who do realize its possibilities and push their Seed business are reaping a rich harvest of dollars. It is our desire to help you do likewise—we want to help you make your Seed Department one of your star departments. You can do it with very little effort and you will be surprised at the results. Here are some of the ways we can help you.

1 We furnish you free advertising electros for insertion in your local paper.

2 We furnish you free moving picture slides.

4 We furnish free circulars for distribution among your customers.

5 We give reliable premiums to your trade for the return of the empty packets.

6 Our experts are at your disposal at all times and we will be glad to answer any requests for information regarding plant culture.

7 We furnish advertising material for display in your store.

# "Standard" Garden Tools

**No. 20**—Shipping wt. 20 lbs. List price \$3.50. On single tools we give a net trade price of \$2.40 each, F. O. B., Independence, Iowa or Waco, Texas.

**No. 2, Cultivator**—This is a double wheel, spring beam machine, 16-in. wheels, arch adjustable from 7 to 11 inches. Complete machine has 4 cultivator shovels, 2 hoes, 2 plows, 2 rakes. List Price \$6.75 Price to trade, \$5.00.

**No. 4, Double Wheel, Complete**—Is same as No. 9 Combined Drill, shown below, but without Seeder Attachment. List Price \$7.50. Price to Trade, \$5.45.

## "STANDARD" Cultivator No. 20

A Practical Tool  
for Small Gardens



**No. 9, Hill and Drill Seeder and Cultivator, Complete**—This is the best all-purpose Hand Garden Tool made; a perfect seeder and a complete, high-grade double wheel hoe and cultivator with all the attachments, all-in-one machine. List Price \$12.50. Price to trade \$9.40; all F. O. B. Independence, Iowa, or Waco, Texas.

## Hill and Drill Seeder and Cultivator No. 9




We have a complete line of the "STANDARD" tools in stock, and can serve the trade promptly.

Write for more Complete List and Information.

**MEL. L. WEBSTER CO.** INDEPENDENCE, IOWA  
WACO, TEXAS

# Perfection Cultivator



One of the finest Cultivators on the market and will do the work that no other hand machine can. They save lots of hand work and are excellent not only as a weeder but as a pulverizer and mulcher.

**List Price \$5.00.**

**Price to the Trade \$3.50.**

---

We carry a full line of the famous

## PLANET Jr. GARDEN TOOLS

A large illustrated catalog will be sent on request.

RAYMOND PRINT, INDEPENDENCE, IOWA

# FIELD SEED

Variety	Lbs. per bu.	Lbs. per A.
Alfalfa.....	60	15—20
Barley.....	48	—96
Bermuda Grass.....	40	2— 3
Blue Grass, English.....	20	20—30
Blue Grass, Fancy Ky. ....	14	25—30
Bromus Inermus.....	14	14—20
Broomcorn.....	50	8—10
Buckwheat.....	52	26—30
Cane Seed for Fodder.....	50	50—75
Clover, Alsike.....	60	5— 8
Clover, Crimson.....	50	10—12
Clover, Espersette.....	24	20—30
Clover, Red.....	60	8—10
Clover, White.....	60	5— 8
Corn, Shelled.....	56	10—12
Eng. Rye Grass.....	20	20—30
Field Peas.....	60	60—75
Flax.....	56	21—28
Hungarian.....	48	25—30
Italian Rye Grass.....	20	20—30
Johnson Grass.....	28	25—30
Kaffir Corn.....	50	50—75
Meadow Fescue.....	24	15—20
Millet, Common.....	50	25—30
Millet, German.....	50	25—30
Mixed Lawn Grass.....	20	60—70
Oats.....	32	32—48
Onion Sets, Bottoms.....	32	5— 8
Onion Sets, Tops.....	28	5— 8
Orchard Grass.....	14	14—20
Pasture Mixtures.....	20	20—30
Rape, Dwarf Essex.....		5— 9
Red Top, clean from chaff.....	14	13—20
Rye.....	56	56—76
Timothy.....	45	11—15
Velvet Beans.....	60	—15

**NOTE—Write for Prices on Field Seed.**

We are in the market for—

**TIMOTHY**  
**CLOVER**  
**BLUE GRASS**  
**RED TOP**  
**FIELD PUMPKIN**

**POULTRY SHELL—**

	Per Cwt.
100-pound lots.....	\$ .80
500-pound lots.....	.75
Shell in 5-pound packages, handsome display packages; dozen.....	1.00

**PAPER BAGS—**

2-ounce Bags, per 1,000.....	\$1.80
2-ounce Bags, per 500.....	1.00
1-ounce Bags, per 1,000.....	1.60
1-ounce Bags, per 500.....	.90

In lots of 500 or more, we will print your ad. on the gummed bags without additional charge. If ordered in less quantity we will have to send them plain, unless 25 cents extra is charged in order to cover the cost of printing.

